

WORKING PAPER 202

Sovereign Risk and Bank Risk-Taking

Anil Ari

The *Working Paper series of the Oesterreichische Nationalbank* is designed to disseminate and to provide a platform for discussion of either work of the staff of the OeNB economists or outside contributors on topics which are of special interest to the OeNB. To ensure the high quality of their content, the contributions are subjected to an international refereeing process. The opinions are strictly those of the authors and do in no way commit the OeNB.

The Working Papers are also available on our website (<http://www.oenb.at>) and they are indexed in RePEc (<http://repec.org/>).

Publisher and editor Oesterreichische Nationalbank
Otto-Wagner-Platz 3, 1090 Vienna, Austria
PO Box 61, 1011 Vienna, Austria
www.oenb.at
oenb.info@oenb.at
Phone (+43-1) 40420-6666
Fax (+43-1) 40420-046698

**Editorial Board
of the Working Papers** Doris Ritzberger-Grünwald, Ernest Gnan, Martin Summer

Coordinating editor Martin Summer

Design Communications and Publications Division

DVR 0031577

ISSN 2310-5321 (Print)
ISSN 2310-533X (Online)

© Oesterreichische Nationalbank, 2015. All rights reserved.

Editorial

On the occasion of the 65th birthday of Governor Klaus Liebscher and in recognition of his commitment to Austria's participation in European monetary union and to the cause of European integration, the Oesterreichische Nationalbank (OeNB) established a "Klaus Liebscher Award". It has been offered annually since 2005 for up to two excellent scientific papers on European monetary union and European integration issues. The authors must be less than 35 years old and be citizens from EU member or EU candidate countries. Each "Klaus Liebscher Award" is worth EUR 10,000. The winning papers of the eleventh Award 2015 were written by Anil Ari and Matteo Crosignani. Anil Ari's paper is presented in this Working Paper while Matteo Crosignani's contribution is contained in Working Paper 203.

June 15, 2015

Sovereign Risk and Bank Risk-Taking

Anil Ari*

University of Cambridge

June 9, 2015

Abstract

In European countries recently hit by a sovereign debt crisis, the share of domestic sovereign debt held by the national banking system has sharply increased. This paper examines the banking equilibrium in a model with optimizing banks and depositors, deriving implications for economic vulnerability to crisis and policy design. It shows that under-capitalized banks have an incentive to gamble on domestic sovereign bonds when they expect to suffer from non-bond losses in the aftermath of sovereign default. Depositor reactions to insolvency risk impose discipline, but also leave the economy susceptible to self-fulfilling shifts in sentiments, where sovereign default also causes a banking crisis. In an adverse equilibrium, sovereign risk shocks simultaneously raise bank funding costs and drive banks to increase their purchases of domestic debt, crowding out bank lending. Subsidized loans to banks, similar to the ECB's non-targeted longer-term refinancing operations (LTRO), strengthen gambling incentives and may even eliminate the good equilibrium. Targeted interventions have the capacity to eliminate adverse equilibria.

Keywords: Sovereign Debt Crises, Bank Risk-Taking, Financial Constraints, Eurozone

JEL codes: E44, E58, F34, G21, H63

*Faculty of Economics, University of Cambridge. E-mail: aa531@cam.ac.uk. I am indebted to Chryssi Giannitsarou, Giancarlo Corsetti and Luca Dedola for invaluable advice and I thank for useful comments to Frédéric Boissay, Thibaut Duprey, Jesus Fernandez-Villaverde, Fiorella de Fiore, Daniel Garcia-Macia, Lucyna A. Gornicka, Florian Heider, Marie Hoerova, Peter Karadi, Christoffer Kok, Alexandra M. Popescu, Jonathan Smith, Bartosz Mackowiak, Bartosz Redlicki, Tomasz Zawisza, Dawid Zochowski and seminar participants at ECB DG-Research and DG-MF/MFL internal seminars, Cambridge Macro Workshop, Pierre Werner PhD workshop and Brno Young Economists' Meeting. I am grateful to the Cambridge-INET Institute for personal financial support. This article was written during a traineeship at ECB DG-MF but the views expressed herein are those of the author and do not necessarily represent the views of ECB. All errors are my own.

Non-Technical Summary

A particularly menacing aspect of the European sovereign debt crisis is the nexus between the financial health of banks and sovereigns. Primarily, the sovereign-bank nexus is a product of the high exposure of banks in the crisis-hit countries to domestic sovereign debt. Since the advent of the European debt crisis, the share of domestic sovereign debt held by the national banking system has increased significantly in these countries, leading to a rise in bank funding costs and the crowding out of bank lending by domestic sovereign bond purchases. The question is then why have banks in the crisis-hit countries become so highly exposed to domestic sovereign debt?

In this paper, I address this question by highlighting the importance of interactions between optimizing banks and depositors during a sovereign debt crisis. I develop a small open economy model with three distinct agents: households, banks, and non-financial firms. The model is used for analysis of the dynamic interactions of the three agents in two periods. In the first period, banks collect deposits from households and allocate their funds between domestic sovereign bond purchases and working capital lending. Sovereign default occurs exogenously in the bad state of the second period.

First, I show that the model can endogenously generate an incentive for banks to gamble on domestic sovereign debt. This is a result of combining limited liability with the anticipation of a quantitatively small non-bond loss during sovereign default. The non-bond loss reflects all potential costs of domestic sovereign default on bank balance sheets other than the direct impact of the haircut on sovereign bonds. For example, sovereign default can lead to a deterioration in the value of a bank's illiquid assets, loss of access to foreign financing needed to roll over debt or outright expropriation by the defaulting government.

The second and main finding of the paper pertains to the role of depositors. Under incomplete (or incompletely credible) deposit insurance, depositors optimally react to insolvency risk. The optimal reactions of depositors have two distinct effects: On the one hand, they impose discipline on the banks by reducing the temptation to gamble; on the other hand, they leave the economy susceptible to self-fulfilling shifts in sentiments when bank balance sheets are not entirely transparent. Expectations may then coordinate on an adverse equilibrium where sovereign default also causes a banking crisis. In this adverse equilibrium, sovereign risk shocks simultaneously raise bank funding costs and drive banks to increase their purchases of domestic debt, crowding out bank lending.

The model also provides a formal framework for the evaluation of recent and proposed policy interventions. While the most obvious policy remedy is the recapitalization of the banking sector, this requires a significant resource transfer at a time when the government is cash-struck. Contractionary monetary policy may also eliminate the adverse equilibrium, but this comes at a significant cost to the real economy. Finally, I evaluate the implications of two subsidized lending schemes undertaken by the European Central Bank; the longer-term refinancing operations (LTRO) and their more recent targeted form (TLTRO). I find that a limited amount of LTRO funding may eliminate the adverse equilibrium when there is an intermediate level of bank capitalization, but excessive amounts create strong incentives to gamble and may instead eliminate the good equilibrium. This stems from LTRO's inability to distinguish between banking strategies which creates a trade-off between alleviating funding constraints and strengthening incentives to gamble. It is possible to overcome this trade-off by using the lending requirement of TLTRO as an indirect mechanism to reveal banking strategies. When implemented appropriately, I show that TLTRO can eliminate the adverse equilibrium at all levels of bank capitalization.

1 Introduction

A particularly menacing aspect of the European sovereign debt crisis is the nexus between the financial health of banks and sovereigns. Primarily, the sovereign-bank nexus is a product of the high exposure of banks in the crisis-hit countries to domestic sovereign debt. Since the advent of the European debt crisis, the share of domestic sovereign debt held by the national banking system has increased significantly in these countries, leading to a rise in bank funding costs and the crowding out of bank lending by domestic sovereign bond purchases¹. Often characterized as a diabolic loop, these interlinkages were at the centre of recent policy discussions and served as a major argument for the establishment of a European Banking Union². The question is then why have banks in the crisis-hit countries become so highly exposed to domestic sovereign debt?

In this paper, I address this question by highlighting the importance of interactions between optimizing banks and depositors during a sovereign debt crisis. I develop a small open economy model with three distinct agents: households, banks, and non-financial firms. The model is used for analysis of the dynamic interactions of the three agents in two periods. In the first period, banks collect deposits from households and allocate their funds between domestic sovereign bond purchases and working capital lending. Sovereign default occurs exogenously in the bad state of the second period.

First, I show that the model can endogenously generate an incentive for banks to gamble on domestic sovereign debt. This is a result of combining limited liability with the anticipation of a quantitatively small non-bond loss during sovereign default. The non-bond loss reflects all potential costs of domestic sovereign default on bank balance sheets other than the direct impact of the haircut on sovereign bonds. For example, sovereign default can lead to a deterioration in the value of a bank's illiquid assets, loss of access to foreign financing needed to roll over debt or outright expropriation by the defaulting government.

During a sovereign debt crisis, banks may either follow an 'efficient strategy' by investing in a precautionary manner to maintain their solvency or adopt a 'gambling strategy' which entails high exposure to sovereign bonds and leads to insolvency after sovereign default. Limited liability then results in an important asymmetry: under-capitalized banks find the gambling strategy attractive. In the absence of government default, domestic sovereign bonds pay a high return which includes a risk premium. In case of sovereign default, on the other hand, banks are shielded from the full

¹Battistini, Pagano and Simonelli (2013), Broner, Erce, Martin and Ventura (2014) and Acharya and Steffen (2015) document the rise in domestic sovereign debt holdings. Acharya et al. (2014) and Ferrando, Popov and Udell (2015) provide evidence on the adverse effects on bank lending while Acharya and Steffen (2014) show that exposure to domestic sovereign debt is associated with an increase in funding costs.

²See Acharya, Dreschler and Schnabl (2014), Brunnermeier (2015), Constâncio (2014), Draghi (2014), Farhi and Tirole (2014) and Lagarde (2012) among others.

impact of the haircut on sovereign bonds by limited liability³.

The second and main finding of the paper pertains to the role of depositors. Under incomplete (or incompletely credible) deposit insurance, depositors optimally react to insolvency risk⁴. The optimal reactions of depositors have two distinct effects: On the one hand, they impose discipline on the banks by reducing the temptation to adopt gambling strategies; on the other hand, they leave the economy susceptible to self-fulfilling shifts in sentiments when bank balance sheets are not entirely transparent.

The first effect is the result of a discontinuity in the optimal deposit supply schedule due to the dependence of bank solvency prospects on deposit repayment obligations. Below a threshold level of deposits, depositors anticipate that the bank will remain solvent in case of sovereign default and thus supply their funds at the risk-free interest rate. Above the threshold, they anticipate insolvency following sovereign default and require higher interest payments in compensation. The presence of the threshold then deters banks from following the gambling strategy which places them on the side of the threshold with high funding costs.

Another determinant of a bank's solvency prospects is its exposure to domestic sovereign debt. A high level of exposure implies that sovereign default causes insolvency at a lower level of deposits and thus leads to an inward shift of the deposit threshold. However, depositors cannot directly observe sovereign bond exposures due to the ability of banks to obscure their investments with the use of shell corporations and complex financial instruments⁵. Instead, they deduce the extent of a bank's exposure to domestic sovereign debt from their expectations about the strategy it follows. I refer to the anticipation of an efficient strategy as 'positive sentiments' and that of a gambling strategy as 'negative sentiments'. As the gambling strategy leads to higher exposure, negative sentiments result in a tightening of the deposit threshold.

Banks strive to remain within the deposit threshold under the efficient strategy. Thus, a shift to negative sentiments constrains their ability to raise funds and reduces their expected payoff. The expected payoff under the gambling strategy, on the other hand, remains unchanged. Negative sentiments then become self-fulfilling when the tightening of the deposit threshold makes it optimal for banks to deviate to the gambling strategy, generating the second effect.

More generally, I solve for a rational expectations equilibrium which requires that depositor sentiments are confirmed in equilibrium and find that the outcome depends on the initial capi-

³I elaborate further on how banks choose their strategy in Section 4.1. In short, banks choose the strategy that yields the highest expected profits while taking the behaviour of the other banks as given. For a strategy to be implemented in equilibrium, it must be feasible and no bank should have an incentive to deviate given that the other banks follow this strategy.

⁴Deposit insurance schemes typically guarantee deposits only up to a limit (Demirgüç-Kunt et al. 2008). Moreover, recent events in Cyprus and deposit outflows from the periphery show that the credibility of deposit insurance guarantees comes into question during sovereign default episodes. Depositor losses could also stem from a suspension of convertibility and a tax on deposits as in the proposed plan for Cyprus or a currency re-denomination following exit from the Eurozone (Eurogroup 2013a; Reuters 2013).

⁵The level of deposits, on the other hand, is public information. Although banks may also raise funds through less transparent methods, this has no impact on the repayment prospects of depositors due to their seniority.

talization of the banking sector. When capitalization is high, banks prefer the efficient strategy regardless of the location of the deposit threshold and only positive sentiments are confirmed in equilibrium. This leads to an efficient equilibrium with safe banks borrowing at the risk-free rate and using their funds to provide working capital lending.

Conversely, only a gambling equilibrium may be sustained when banks have a low level of capitalization. Under the gambling equilibrium, sovereign default also causes a banking crisis as it leaves the banking sector insolvent. Thus, sovereign risk leads to a rise in bank funding costs and increased domestic sovereign bond purchases by banks, crowding out bank lending.

Finally, depositor sentiments become self-fulfilling within an intermediate range of capitalization. Although banks prefer an efficient strategy under positive sentiments, the tightening of the deposit threshold following an adverse shift in sentiments constrains efficient banks to the extent that a gambling strategy is preferred. Thus, negative sentiments become self-fulfilling and there is multiplicity of equilibria.

The model also provides a formal framework for the evaluation of recent and proposed policy interventions. While the most obvious policy remedy is the recapitalization of the banking sector, this requires a significant resource transfer at a time when the government is cash-struck. Contractionary monetary policy may also eliminate the gambling equilibrium, but this comes at a significant cost to the real economy. A strengthening of deposit insurance, on the other hand, reduces bank funding costs but gives banks greater incentive to gamble by severing the link between their solvency prospects and funding costs.

I also evaluate the implications of two subsidized lending schemes undertaken by the European Central Bank; LTRO and the more recent TLTRO⁶. I find that a limited amount of LTRO funding can eliminate the gambling equilibrium provided that there is an intermediate level of bank capitalization, but excessive levels of LTRO funding create strong incentives to gamble and may instead eliminate the efficient equilibrium. This stems from LTRO's inability to distinguish between banking strategies which creates a trade-off between alleviating funding constraints and strengthening incentives to gamble. It is possible to overcome this trade-off by using the lending requirement of TLTRO as an indirect mechanism to reveal banking strategies. When implemented appropriately, I show that TLTRO can bring about a unique efficient equilibrium at all levels of bank capitalization.

Paradoxically, these unconventional policies remain as off-equilibrium threats when they are successful in eliminating multiplicity. In this case, negative sentiments are no longer validated in equilibrium which leads to an outward shift of the deposit threshold such that banks become indifferent between deposit financing and borrowing through these schemes. Conversely, when the policy interventions are unsuccessful, banks borrow the maximum amount possible through these schemes and use it to gamble on domestic sovereign bonds.

The contribution of this paper is twofold. Firstly, it provides a theoretical explanation for the

⁶(T)LTRO stands for (targeted) longer-term re-financing operations.

increase in domestic sovereign bond purchases, the rise in bank funding costs, and the decline in bank lending observed in countries hit by the recent sovereign debt crises. Secondly, it sheds new light on the mechanisms through which the sovereign-bank nexus arises, and provides a new perspective from which to evaluate monetary and macro-prudential policy interventions.

This paper is closely related to a growing literature on the consequences of sovereign risk for the domestic the banking sector. Gennaioli, Martin and Rossi (2014) propose that banks hold sovereign bonds as a way to store liquidity. Sovereign default then reduces the liquidity available to the banking sector and leads to a decline in investment. Bocola (2014) couples this with a risk channel whereby the risks associated with lending to the productive sector increase with sovereign risk. Both of these channels imply that banks reduce their exposure to domestic sovereign bonds in response to sovereign risk. In contrast, the gambling mechanism in this paper suggests that banks respond to sovereign risk by increasing their domestic sovereign bond exposure, which is in line with the empirical evidence (Battistini, Pagano & Simonelli 2013; Acharya & Steffen 2015).

Broner, Erce, Martin and Ventura (2014) reach a similar conclusion with a model of creditor discrimination. In their model, risky sovereign bonds offer a higher expected return to domestic banks due to the anticipation of selective default in their favour. A rise in sovereign risk then leads to the repatriation of sovereign bonds which crowds out bank lending. Farhi and Tirole (2014), on the other hand, suggest that banks retain a high exposure to risky sovereign debt due to the anticipation of a government bailout. The main difference of this paper is that the banking sector is not shielded from the costs of sovereign default through selective default or a complete bailout, and may default on depositors as a consequence. Depositors thus optimally react to insolvency risk, which in turn influences banks' gambling incentives in a manner that may create strategic complementarities between the optimal responses of banks and depositors, ultimately leading to multiplicity of equilibria.

Acharya, Dreschler and Schnabl (2014) also develop a model where an incomplete bailout of the banking sector may impose losses on depositors. However, they focus on the interactions between banks and the government and do not investigate potential strategic complementarities. Cooper and Nikolov (2013) extend the Calvo (1988) framework to allow for Diamond-Dybvig (1983) runs on the banking sector, but in their model the strategic complementarities are between sovereign bond-holders and governments, and across depositors due to the sequential service constraint, rather than between banks and depositors. Thus, to my knowledge, this paper is the first to analyze the strategic complementarities between the optimal responses of banks and depositors to a sovereign debt crisis.

The remainder of the paper is structured as follows: Section 2 describes the model, Section 3 provides the solution for two benchmark cases and Section 4 describes the generalized solution. Section 5 explains the calibration of key parameters, Section 6 conducts policy analysis and Section 7 concludes.

2 Model Environment

There are two time periods and two possible states of nature $\{H, L\}$ which are realized with probabilities $(1 - P)$ and P in the second period. The model features a small open economy with three distinct agents: households, banks and non-financial firms. In the first period, banks collect deposits from households and use their funds for sovereign bond purchases and working capital lending to non-financial firms, which in turn produce the consumption good Y . In the remainder of this section, I provide a detailed description of these activities.

2.1 Government

With the transmission of sovereign risk as my main focus, I characterize sovereign default as an exogenous event which takes place in state L of the second period. Thus, domestic sovereign bonds B^G are risky assets with a state-contingent gross return

$$R^G = \left\{ \begin{array}{ll} R^{G,H} & \text{with prob. } 1 - P \\ R^{G,L} & \text{with prob. } P \end{array} \right\}$$

where $R^{G,L}$ is the recovery value following a haircut $\theta \in (0, 1]$ such that $R^{G,L} = (1 - \theta) R^{G,H}$. In case of sovereign default, a lump-sum amount $T > 0$ is also deducted from the net worth N of each domestic bank. While T could reflect a deterioration in the value of illiquid assets or expropriation, the fundamental assumption here is that domestic banks cannot take any action to avoid it in the preceding period even though they anticipate it.

Sovereign bonds are internationally traded with foreign banks as their marginal buyers. Thus, $(R^{G,H}, R^{G,L})$ are priced according to the foreign banks' demand schedule

$$E [R^G] = (1 - P) R^{G,H} + P R^{G,L} = R^* \quad (2.1)$$

where R^* is the international risk-free rate. In a monetary union setting, R^* can also be considered as the interest rate set by the common central bank.

2.2 Non-Financial Firms

The representative non-financial firm is perfectly competitive and produces consumption goods Y with the use of a Cobb-Douglas production technology $Y = I^a L^{1-a}$ where (I, L) respectively represent working capital investments and labour inputs⁷. Labour is hired from households at a competitive wage w whereas the provision of working capital is subject to specific financial frictions.

⁷The Cobb-Douglas functional form is imposed in favour of a simple representation. The results described in later sections will remain valid under any production technology which satisfies the Inada conditions and has diminishing marginal returns to K .

Firstly, firms must secure loans in order to fund their working capital investments and the loan repayments may not be re-invested until the beginning of the next period. Secondly, there are information asymmetries (or enforcement problems) which prevent households from lending directly to non-financial firms. Thus, domestic and foreign banks act as financial intermediaries which channel funds to working capital loans (K, K^*) at gross interest rates $(R^K, R^{K,*})$. These loans are perfectly substitutable in production with $I = K + K^*$. However, foreign banks suffer from a disadvantage in resolving financial frictions such that it costs them an additional $\phi(K^*)$ to facilitate each unit of loans. This creates a wedge between the international risk-free rate R^* and the gross return $R^{K,*}$ from foreign working capital lending such that

$$R^{K,*} = R^* + \phi(K^*) \quad (2.2)$$

where $\phi'(K^*) > 0$ and $\phi(0) = 0$. Non-financial firms are atomistic and take $(w, R^K, R^{K,*})$ as given. As I depreciates fully at the end of each period, the representative non-financial firm's first order conditions simply equate $(w, R^K, R^{K,*})$ to their marginal products

$$\begin{aligned} w &= (1 - a)(K + K^*)^a \\ R^{K,*} &= R^K = a(K + K^*)^{a-1} \end{aligned}$$

where labour drops out of the conditions as it is provided inelastically by households and normalized to $L = 1$. Combining these first order conditions with (2.2) provides an implicit expression for K^* in terms of K

$$R^* + \phi(K^*) = a(K + K^*)^{a-1} \leftrightarrow K^* = g(K) \quad (2.3)$$

where the first derivative $g'(K)$ is strictly negative. This can also be used to pin down (w, R^K) for a given K as follows

$$\begin{aligned} w &= (1 - a)(K + g(K))^a \\ R^K &= a(K + g(K))^{a-1} \end{aligned} \quad (2.4)$$

Finally, observe that the returns $(R^K, R^{K,*})$ to working capital loans are completely certain. While this assumption streamlines the representation considerably, the results remain valid under a generalized version of the model with risky returns to working capital lending as long as these returns

covary less strongly with the sovereign default event than the return R^G from sovereign bonds⁸.

2.3 Banks

The domestic banking sector consists of v^{-1} imperfectly competitive banks such that each bank has a market share of $v \in (0, 1]$ within the domestic financial sector. The representative bank is risk-neutral and uses deposits d and its own net worth N to invest in sovereign bonds b and working capital loans k . Thus, its budget constraint can be written as

$$b + k = N + d \tag{2.5}$$

I define $\gamma \in [0, 1]$ as the share of bank funds invested in sovereign debt such that

$$\begin{aligned} b &= \gamma(N + d) \\ k &= (1 - \gamma)(N + d) \end{aligned} \tag{2.6}$$

Then the interim profit of the representative bank is

$$\Pi = \left\{ \begin{array}{l} (N + d) [\gamma R^{G,H} + (1 - \gamma) R^K] - Rd \text{ with prob. } 1 - P \\ (N + d) [\gamma R^{G,L} + (1 - \gamma) R^K] - Rd - T \text{ with prob. } P \end{array} \right\} \tag{2.7}$$

where R is the gross return promised to the bank's depositors. Under limited liability, the representative bank's payoff is bounded at zero. When the interim profits become negative, the bank is declared insolvent. It reneges on the promised repayments to its depositors and receives a payoff of zero such that its ex-post payoff is

$$\hat{\Pi} = \max[\Pi, 0]$$

⁸In general, returns from lending to non-financial firms tend to be more volatile than returns from sovereign bonds. This is because they respond to various forms of aggregate risk, only a small portion of which results in a sovereign default. As I focus on sovereign default risk, however, the appropriate question is whether they respond with more volatility to a shock realization which leads to sovereign default. The answer depends on the time-frame. In a long time-frame (i.e. a decade), where sovereign default risk is driven by major shocks like the global financial crisis, this may be the case. However, in a short time-frame (i.e. a quarter or a year), sovereign default risk is primarily driven by political events such as the outcome of bailout negotiations, parliamentary votes and elections. These political shocks only affect the returns from working capital lending indirectly through their effects on sovereign default. The evidence that output contractions precede the default event suggests that it is the expectations of default that have a negative impact on the real economy rather than the default event itself (Yeyati & Panizza 2011). This is precisely the channel that the model captures and implies that the risks associated with lending to non-financial firms have already been realized in the first period. Consequently, it is plausible that real lending is not as strongly covaried with sovereign default as sovereign bonds payments between $t = 1$ and $t = 2$.

The effective gross return \hat{R} on deposits paid by the bank can then be described as

$$\hat{R} = \begin{cases} R & \text{if } \Pi \geq 0 \\ R^{\min} & \text{otherwise} \end{cases}$$

where $R^{\min} \in [0, R]$ is the amount covered by deposit insurance. This yields the expected gross return

$$E[\hat{R}] = \Pr[\Pi \geq 0] R + (1 - \Pr[\Pi \geq 0]) R^{\min} \quad (2.8)$$

The representative bank always makes a positive profit in state H as it is not subject to the cost T and receives a high return realization $R^{G,H}$ from sovereign bonds. Its solvency prospects in state L , on the other hand, depend on its decisions (d, γ) to leverage and invest in risky sovereign bonds as well as its initial capitalization N and promised interest payments R to depositors. It is useful to define \bar{d} as the cut-off level of deposits above which the bank is insolvent in case of sovereign default. Using (2.7), it can be defined as follows

$$\begin{aligned} (N + \bar{d}) [\gamma R^{G,L} + (1 - \gamma) R^K] - R\bar{d} - T &= 0 \\ \therefore \bar{d} &= \max \left[\frac{N [\gamma R^{G,L} + (1 - \gamma) R^K] - T}{R - [\gamma R^{G,L} + (1 - \gamma) R^K]}, 0 \right] \end{aligned} \quad (2.9)$$

Observe that \bar{d} is increasing in N and decreasing in (R, γ) . Thus, one can also regard \bar{d} as a function $\bar{d}(R, \gamma, N)$ ⁹. When $d \leq \bar{d}(R, \gamma, N)$, the representative bank is solvent in both states of nature such that $\Pr[\Pi \geq 0] = 1$. If we have $d > \bar{d}(R, \gamma, N)$, on the other hand, it becomes insolvent in state L such that $\Pr[\Pi \geq 0] = 1 - P$.

Finally, the relationship between individual and aggregate quantities can be written as follows

$$\begin{bmatrix} d \\ k \\ b \end{bmatrix} = v \begin{bmatrix} D \\ K \\ B \end{bmatrix}$$

where the latter are in capitals. Note that v is the market share *within the domestic economy*. When markets are internationally integrated, the domestic banking sector has a negligible market share under the small open economy setting and banks behave in a price-taking manner. I elaborate further on this in Section 3.

2.4 Households and the Deposit Supply Schedule

Households may save by depositing an amount D at domestic banks at a potentially state-contingent gross return \hat{R} (as described in Section 2.3) or an amount D^* at foreign banks at a

⁹I alternate between these two notations according to convenience.

safe return R^* . With an inelastic labour supply $L = 1$, the representative household's utility maximization problem can be described as follows¹⁰

$$\max_{c_1, c_2, D, D^*} E [u(c_1) + \beta u(c_2)]$$

subject to the period budget constraints

$$\begin{aligned} c_1 + D + D^* &= w_1 \\ c_2 &= \hat{R}D + R^*D^* + w_2 \end{aligned} \tag{2.10}$$

where I use a logarithmic utility function $u(c) = \ln(c)$ for simplicity. The first order conditions to this problem take the form of two Euler conditions

$$\begin{aligned} u'(c_1) &= \beta E [\hat{R}u'(c_2)] \\ u'(c_1) &= \beta R^* E [u'(c_2)] \end{aligned}$$

with R^* taken out of the expectations operator as it is a certain return. Combining these conditions and splitting the expectations for $E [\hat{R}u'(c_2)]$ yields the following expression for the risk premium charged by households to domestic banks

$$E [\hat{R}] - R^* = - \frac{Cov(\hat{R}, u'(c_2))}{E [u'(c_2)]} \tag{2.11}$$

where $Cov(\hat{R}, u'(c_2)) < 0$ due to the dependence of c_2 on \hat{R} as depicted by the budget constraint (2.10). Substituting in for $E [\hat{R}]$ using (2.8) provides an expression for the promised return R that the households will require to deposit at domestic banks

$$R = R^* + \frac{1 - \Pr [\Pi \geq 0]}{\Pr [\Pi \geq 0]} (R^* - R^{\min}) - \frac{Cov(\hat{R}, u'(c_2))}{\Pr [\Pi \geq 0] E [u'(c_2)]} \tag{2.12}$$

where the second term reflects the decline in the expected return due to bankruptcy while the final term is the risk premium. As expected, complete deposit insurance $R^{\min} = R$ eliminates both of these terms. When deposit insurance is incomplete with $R^{\min} < R$, however, bank solvency probability $\Pr [\Pi \geq 0]$ becomes relevant to the promised return required by households. As explained in Section 2.3, this depends on the amount of deposits collected by the representative bank such

¹⁰I assume that there is a unit continuum of symmetric households such that individual households' deposits are identical to the aggregate quantities. With a slight abuse of notation, I use the aggregate terms (D, D^*) while describing the household's problem in order to save on notation and distinguish this from bank values $d = vD$.

that

$$\Pr[\Pi \geq 0] = \begin{cases} 1 & \text{if } d \leq \bar{d}(R, \gamma, N) \\ 1 - P & \text{if } d > \bar{d}(R, \gamma, N) \end{cases}$$

where $\bar{d}(R, \gamma, N)$ is defined by (2.9). Households may observe the amount of deposits d and thus realize that the representative bank will remain solvent in state L when it has $d \leq \bar{d}(R, \gamma, N)$. In this case, the promised return R is certain such that $Cov(\hat{R}, u'(c_2)) = 0$ and (2.12) yields the risk-free rate R^* . When $d > \bar{d}(R, \gamma, N)$, on the other hand, households require a higher promised interest rate $R > R^*$ in compensation for the lower probability of payment and the risk premium due to $Cov(\hat{R}, u'(c_2)) < 0$. Thus, the deposit supply is given by the expression

$$R = \begin{cases} R^* & \text{if } d \leq \bar{d}(R, \gamma, N) \\ R^* + \frac{P}{1-P} (R^* - R^{\min}) - \frac{Cov(\hat{R}, u'(c_2))}{(1-P)E[u'(c_2)]} & \text{if } d > \bar{d}(R, \gamma, N) \end{cases} \quad (2.13)$$

and has a discontinuous jump at \bar{d} . Observe also that it is horizontal below \bar{d} but becomes upward-sloping when $d > \bar{d}$ as a rise in d increases the dependence of household income on \hat{R} , thus increasing the risk premium whenever \hat{R} is uncertain.

At a first look, the two-way relationship between \bar{d} and R displayed by (2.9) and (2.13) appears to be a source of multiplicity. A high interest rate set by the households may become self-confirming by increasing the banks' borrowing costs to the extent that they become insolvent following sovereign default. As households are atomistic, they may not be able to coordinate on a low interest rate equilibrium.

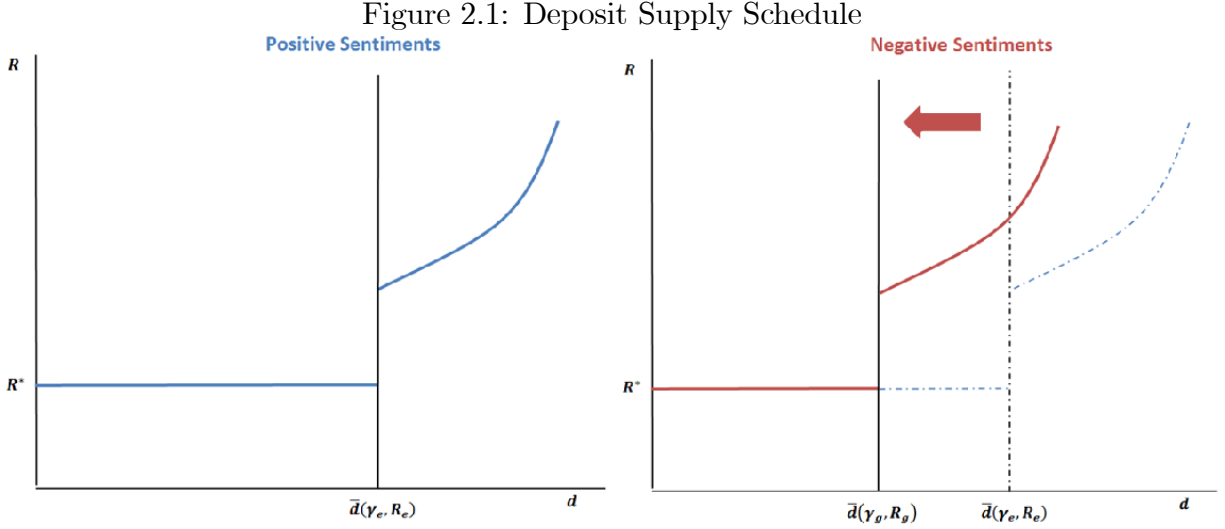
The problem with this proposed mechanism is that it implicitly assumes that banks are completely passive, while in fact imperfectly competitive banks internalize the deposit supply schedule given by (2.13) along with the discontinuity at \bar{d} . Thus, faced with the above scenario, a bank may eliminate multiplicity by reducing its deposits d to a level which ensures that it remains solvent in state L even at high interest rates.

As such, a plausible mechanism for multiplicity must also account for the reaction of banks. To that end, I assume that γ is unobservable which would be the case if banks are able to obscure their investments through the use of shell corporations and complex financial instrument. This does not only prevent banks from committing to a γ value, but also creates uncertainty among households about the level of deposits above which banks become insolvent in state L .

Observe from (2.9) that a bank with a smaller share of funds invested in sovereign bonds (i.e. a low γ value) may remain solvent in state L at higher levels of deposits. Thus, the location of threshold \bar{d} in the deposit supply schedule becomes dependent on household beliefs about the strategy followed by banks. Negative household sentiments in the form of a belief that γ is high may then become self-fulfilling if the resulting inward shift in \bar{d} makes it optimal for banks to adopt such a strategy.

Before I can elaborate further on this, however, it is necessary to provide an explanation of

the process through which banks determine their strategy. As a first step, I consider the solutions under two special cases. This serves to provide a benchmark as well as giving some initial intuition about the model without excessive complexity.



3 Solutions for the Special Cases

3.1 Efficient equilibrium

Suppose the representative bank has sufficient capitalization N to avoid bankruptcy in the bad state L with government default. This requires the following assumption

$$(N + d_e) [\gamma_e R^{G,L} + (1 - \gamma_e) R_e^K] - R_e d_e - T \geq 0 \quad (3.1)$$

which also ensures that the representative bank will be solvent in state H as $R^{G,H} > R^{G,L}$. Thus, households treat domestic deposits as safe assets which pay a certain return R_e . Using (2.12) with $\Pr [\Pi_e \geq 0] = 1$ and $Cov(\hat{R}_e, u'(c_{2,e})) = 0$, it is easy to show that domestic banks will be able to borrow at the same safe rate as foreign banks

$$R_e = R^* \quad (3.2)$$

where the subscript e indicates that the representative bank follows an efficient strategy. Under this strategy, the bank anticipates that it will be solvent regardless of the state realization in period 2 and thus internalizes the profit it makes in both of states of nature $\{H, L\}$ ¹¹. Its profit

¹¹I elaborate further on the determination of banking strategies in the next section.

maximization problem can then be described as

$$\max_{d_e, \gamma_e \in [0,1]} E \left[\hat{\Pi}_e \right] = (N + d_e) \left[\gamma_e \left((1 - P) R^{G,H} + P R^{G,L} \right) + (1 - \gamma_e) R_e^K \right] - R_e d_e - PT$$

subject to (2.5), (2.6) and

$$\frac{\partial R_e^K}{\partial k_e} = - \frac{a(1-a)(1+g'(K_e))}{(K_e + g(K_e))^{2-a}}$$

which arises from the bank's price-making power in the market for working capital loans and allows it to internalize the effects of its decisions on R_e^K through (2.4). Note that (2.2) indicates that the bank's price-making power is proportionate to additional cost $\phi(K^*)$ faced by foreign banks which diminishes the ability of non-financial firms to substitute with foreign lending. Although the bank also internalizes the household's deposit supply schedule (3.2), it has no influence on R_e due to the perfect substitutability between domestic and foreign deposits such that $\frac{\partial R_e}{\partial d_e} = 0$. The first order conditions can then be written as

$$(1 - P) R^{G,H} + P R^{G,L} = R_e \tag{3.3}$$

$$R_e^K = R_e + \mu_k(K_e) \tag{3.4}$$

The first condition equates the expected return of sovereign debt with the return paid on deposits. It is notable that deposit collection is at the efficient level and T , the lump-sum cost contingent on sovereign default, has no effect on banking decisions under this efficient benchmark. However, the second condition indicates that the bank under-provides working capital loans K_e in order to collect a mark-up

$$\mu_k(K_e) \equiv -k_e \frac{\partial R_e^K}{\partial k_e} = va(1-a) \frac{(1+g'(K_e))K_e}{(K_e + g(K_e))^{2-a}} > 0 \tag{3.5}$$

from its lending to non-financial firms¹². It is possible to pin down K_e by combining the first order conditions (3.2), (3.4) and (2.4) of the household, bank and non-financial firm. This yields

$$a(K_e + g(K_e))^{a-1} = R^* + va(1-a) \frac{(1+g'(K_e))K_e}{(K_e + g(K_e))^{2-a}} \tag{3.6}$$

and $(R_e^K, \mu_k(K_e))$ follow directly through (2.4) and (3.5) while $Y_e = (K_e + g(K_e))^a$ follows from the Cobb-Douglas production function. Note also that the combination of the first order condition (3.3) with (2.1) indicates that the representative bank is indifferent to the amount of sovereign debt it holds under an efficient strategy. Thus (b_e, γ_e) are indeterminate within the region that satisfies (3.1). This indeterminacy also spills over to (d_e, B_e^*) which are only pinned down for a

¹²Clearly, the economy suffers from a monopoly distortion. I use the term "efficient" only in contrast to the gambling equilibrium described in the next section.

given level of (B_e, K_e) by the accounting identities

$$\begin{aligned} d_e &= b_e + vK_e - N \\ B_e^* &= \bar{B} - B_e \end{aligned}$$

where \bar{B} is the total debt issued by the government and $B_e = \frac{b_e}{v}$ is the amount of sovereign debt held domestically. Thus, holding P constant, a rise in \bar{B} may be absorbed either by foreign banks through a rise in B_e^* or domestic banks by a rise in B_e . Even in the latter case, sovereign bond purchases do not crowd out working capital loans as domestic banks face a horizontal deposit supply schedule given by (3.2). Thus, there are no trade-offs between sovereign debt purchases and working capital lending to non-financial firms under the efficient equilibrium.

Finally, I provide an expression for the expected payoff of the representative bank under the efficient equilibrium as follows

$$E \left[\hat{\Pi}_e \right] = NR^* + \mu_k(K_e) vK_e - PT \quad (3.7)$$

where the first term reflects the safe return to the bank's initial capital, the second term is the excess profit obtained from working capital loans and the final term is the lump-sum cost imposed in case of sovereign default. It is notable that in expectation, the bank does not profit from its sovereign bond purchases as it lacks market power in the internationally integrated markets for deposits. In the next section, I show that the anticipation of bankruptcy under sovereign default changes these results drastically.

3.2 Gambling equilibrium

Suppose that the representative bank's initial capitalization N is so low that it cannot remain solvent in case of sovereign default. This is true under the restriction

$$(N + d_g) (\gamma_g R^{G,L} + (1 - \gamma_g) R_g^K) - R_g d_g - T < 0$$

where the subscript g indicates that the bank follows a gambling strategy based on the anticipation of insolvency in state L . Under limited liability, the representative bank receives zero payoff in case of insolvency, and thus ceases to internalize the consequences of its decisions in state L . Its profit maximization problem can then be described as

$$\max_{d_g, \gamma_g \in [0,1]} E \left[\hat{\Pi}_g \right] = (1 - P) \left[(N + d_g) (\gamma_g R^{G,H} + (1 - \gamma_g) R_g^K) - R_g d_g \right]$$

subject to (2.5), (2.6) and

$$\frac{\partial R_g^K}{\partial k_g} = -\frac{a(1-a)(1+g'(K_g))}{(K_g + g(K_g))^{2-a}}$$

As before, the representative bank internalizes the effects of its decisions on R_g^K due to its market power. Unlike the efficient case, however, it also has influence over its borrowing cost R_g . Due to insolvency risk, domestic deposits are considered as risky assets which only pay out with probability $\Pr[\Pi_g \geq 0] = 1 - P$ and become imperfectly substitutable with safe deposits at foreign banks. As per the first order condition (2.12), households require a higher promised interest rate

$$R_g = R^* + \frac{P}{1-P}(R^* - R^{\min}) - \frac{Cov(\hat{R}_g, u'(c_{2,g}))}{(1-P)E[u'(c_{2,g})]} \quad (3.8)$$

in compensation for the decline in payment probability and the risk premium created by the negative covariance between the marginal utility $u'(c_{2,g})$ and the effective return \hat{R}_g from domestic deposits¹³. Indeed, the household budget constraint (2.10) indicates that a rise in D_g increases the dependence of household income on the return from domestic deposits, which in turn increases the magnitude of the covariance term in (3.8). Thus, the risk premium is increasing in d_g such that $\frac{\partial R_g}{\partial d_g} > 0$ and the representative bank faces an upward sloping deposit supply schedule. This gives it an incentive to curtail its deposit demand in order to reduce its borrowing costs. The first order conditions of the representative bank's problem can then be written as

$$R^{G,H} = R_g + \mu_d(D_g) \quad (3.9)$$

$$R_g^K = R_g + \mu_d(D_g) + \mu_k(K_g) \quad (3.10)$$

where the mark-up on working capital lending $\mu_k(K_g)$ is defined in a similar manner to (3.5). Due to limited liability, the representative bank only takes into account the good state return $R^{G,H}$ from sovereign bonds and finds it profitable to increase its deposits d_g to fund additional sovereign debt purchases. $R^{G,H}$ is determined according to the foreign banks' demand schedule (2.1) and remains fixed despite the rise in domestic purchases. Thus, d_g is increased until R_g rises to the point where the profit margin $(R^{G,H} - R_g)$ from sovereign debt purchases is reduced to the optimal mark-up

$$\mu_d(D_g) \equiv vD_g \frac{\partial R_g}{\partial d_g} > 0 \quad (3.11)$$

This increases the opportunity cost of lending to non-financial firms, which is optimally reduced until R_g^K rises to $R^{G,H} + \mu_k(K_g)$. Consequently, working capital is crowded out and output is reduced compared to the efficient equilibrium such that $(K_g, Y_g) \ll (K_e, Y_e)$. Note that it is the combination of the upward sloping deposit supply schedule and the mispricing of sovereign debt

¹³This is under the assumption that deposit insurance is incomplete or insufficiently credible such that $R^{\min} < R$.

under limited liability that causes this crowding out effect. While the former creates a trade-off between using funds on sovereign bond purchases and working capital loans, the latter generates a risk-shifting incentive in favour of sovereign bond purchases.

There is also an independent effect stemming from the depositor reaction to bankruptcy risk. Even in the absence of the risk-shifting effect, bankruptcy risk leads to an increase in the bank's borrowing costs $R_g > R_e$, in which case (3.10) requires a higher gross return $R_g^K > R_e^K$ on working capital which can only be achieved by a reduced level of K_g compared to the efficient equilibrium.

As in the previous section, K_g may be pinned down by combining the first order conditions (3.9), (3.10) and (2.4) which yield the expression

$$a(K_g + g(K_g))^{a-1} = R^{G,H} + va(1-a) \frac{(1+g'(K_g))K_g}{(K_g + g(K_g))^{2-a}} \quad (3.12)$$

and $(R_g^K, \mu_k(K_g), Y_g)$ follow directly through (2.4), (3.5) and the production function. Unlike the efficient equilibrium, the budget constraints (2.5), (2.10) and the first order conditions (2.4), (3.8), (3.9) completely pin down the variables $(\gamma_g, K_g, B_g, D_g, R_g)$ so that nothing remains indeterminate. However, the dependence of $\frac{\partial R_g}{\partial d_g}$ on the derivative of the covariance term in (3.8) precludes a closed-form solution. Thus, I obtain a numerical solution for (D_g, D_g^*, R_g) by simultaneously solving (3.9) and the representative household's Euler conditions given in Section 2.4. After determining $(d_g, k_g) = v(D_g, K_g)$, it is easy to pin down γ_g and b_g using the bank's budget constraint such that

$$\begin{aligned} \gamma_g &= 1 - \frac{k_g}{N + d_g} \\ b_g &= N + d_g - k_g \end{aligned} \quad (3.13)$$

and B^* can be determined with the use of $B_g = \frac{b_g}{v}$ and the total sovereign debt issuance \bar{B} such that

$$B^* = \bar{B} - B_g$$

It is important to note that K_g is independent of (N, d_g, R_g) according to (3.12) such that an improvement in the representative bank's funding conditions lead to an increase in domestic sovereign bond purchases b_g and γ_g . Finally, the representative bank's expected payoff under the gambling equilibrium can be written as

$$E \left[\hat{\Pi}_g \right] = (1-P) \left[NR^{G,H} + v(\mu_k(K_g)K_g + \mu_d(D_g)D_g) \right] \quad (3.14)$$

where the terms in the square brackets respectively reflect the return made on initial capital and the excess profits stemming from the bank's price-making power in the markets for domestic deposits and working capital lending. Note that the return on initial capital is higher than the efficient case due to the bank's gamble on sovereign debt. However, these returns materialize only in state

H when the bank's gamble is successful. In state L , the losses caused by sovereign default render the bank insolvent and it receives zero payoff under limited liability.

In the next section, I relax the restrictions on N such that the representative bank's solvency prospects depend on its decisions (d, γ) to leverage and purchase risky sovereign bonds. This is tantamount to choosing between an efficient and a gambling strategy and yields a complete characterization of the bank's deposit demand schedule. Having determined both the deposit supply and demand schedules, I also provide an elaborate explanation of the multiplicity mechanism described in 2.4.

4 Generalized Solution

4.1 Banks and Strategy Selection

In the generalized setting, the representative bank's problem involves solving the profit maximization problems under efficient and gambling strategies separately and then choosing the strategy that yields the higher expected payoff. As the bank is risk neutral, an efficient strategy which breaches the deposit threshold \bar{d} is always dominated by the gambling strategy¹⁴. Thus, I only consider efficient strategies which remain within the deposit threshold $d_e \leq \bar{d}$ and bring about the risk-free interest rate given by (3.2). The consequent maximization problem is similar to the one described in Section 3.1 but with the addition of an occasionally binding constraint $d_e \leq \bar{d}$.

$$\max_{d_e, \gamma \in [0,1]} E \left[\hat{\Pi}_e \right] = (N + d_e) \left[\gamma_e \left((1 - P) R^{G,H} + P R^{G,L} \right) + (1 - \gamma_e) R^K \right] - R_e d - PT$$

s.t.

$$\frac{\partial R_e^K}{\partial k_e} = - \frac{a(1-a)(1+g'(K_e))}{(K_e + g(K_e))^{2-a}}$$

$$d_e \leq \bar{d}$$

where \bar{d} is taken as given due to the bank's inability to commit. This yields the interior first order conditions

$$(1 - P) R^{G,H} + P R^{G,L} = R_e + \lambda_e \tag{4.1}$$

$$R_e^K = R_e + \mu_k(K_e) + \lambda_e \tag{4.2}$$

$$\lambda_e \geq 0 \quad , \quad \lambda_e (\bar{d} - d_e) = 0 \tag{4.3}$$

¹⁴For a given borrowing cost R , becoming reliant on limited liability increases the expected payoff of the representative bank due to risk-shifting effects. As such, risk neutral banks have no incentive to follow an efficient strategy unless it leads to lower borrowing costs.

where λ_e is the Lagrange multiplier associated with the occasionally binding constraint $d_e \leq \bar{d}$ and (4.3) is the corresponding complementary slackness condition. When this constraint is not binding such that $d_e \leq \bar{d}$, the multiplier λ_e is equal to zero and the resulting equilibrium is identical to the efficient equilibrium described in Section 3.1 with the expected payoff given by (3.7).

I use the subscript c to denote the case when the deposit constraint is binding. In this case, we have $d_c = \bar{d}$ and a positive Lagrange multiplier $\lambda_c > 0$ which can be interpreted as the excess return that stems from banks' inability to collect additional deposits. Note, however that $(1 - P)R^{G,H} + PR^{G,L}$ and R_c are both fixed at R^* by (2.1) and (3.2). Thus, it is not possible for the condition (4.1) to hold with equality when $\lambda_c > 0$ and we have

$$R_c^K - \mu_k(K_c) = R_c + \lambda_c > (1 - P)R^{G,H} + PR^{G,L}$$

which leads to the following proposition.

Proposition 1 *A binding deposit constraint leads to a corner solution where the bank does not purchase any sovereign bonds such that $\gamma_c = b_c = 0$. The Lagrange multiplier λ_c can then be defined as*

$$\lambda_c = \max \left[\frac{a}{(K_c + g(K_c))^{1-a}} \left[1 - v(1 - a) \frac{1 + g'(K_c)}{K_c + g(K_c)} K_c \right] - R^*, 0 \right] \quad (4.4)$$

where $K_c = \frac{N + \bar{d}}{v} < K_e$

Proof. Provided in Appendix Section A. ■

This has the immediate implication that all sovereign bonds are purchased by foreign banks such that $B_c^* = \bar{B}$. As before, the solution for R_c^K follows directly from (2.4) as

$$R_c^K = a [K_c + g(K_c)]^{a-1}$$

and the representative bank's expected payoff can be written as

$$\begin{aligned} E \left[\hat{\Pi}_c \right] &= R_c^K K_c - R_c \bar{d} - PT \\ &= a \left(\frac{N + \bar{d}}{v} \right) \left[\frac{N + \bar{d}}{v} + g \left(\frac{N + \bar{d}}{v} \right) \right]^{a-1} - R^* \bar{d} - PT \end{aligned} \quad (4.5)$$

The problem for the gambling strategy is identical to Section 3.2 and yields the expected payoff given by (3.14). As such, I proceed to the discussion on strategy selection without elaborating further on this. It is important to re-iterate that the bank internalizes the consequences of leveraging beyond the threshold \bar{d} on its borrowing costs. Thus, its decision does not depend on a certain borrowing cost R , but on the deposit supply schedule given by (2.13). This schedule contains a discontinuity at the deposit threshold \bar{d} which is taken as given due to the bank's inability to

commit. The representative bank finds it optimal to breach this threshold if it can increase its expected payoff by switching to a gambling strategy.

However, the solution is more complicated than simply comparing the payoffs under the gambling and efficient equilibria as this would erroneously assume that an individual bank's decision to gamble triggers the same decision from other banks while in fact these decisions are taken independently. Instead, I assume that banks determine their strategy in a simultaneous-move game which takes place at the beginning of the first period¹⁵. Proposition 2 provides an outline of the conditions under which the game results in an efficient equilibrium.

Proposition 2 *The condition for the efficient equilibrium to be sustainable as a pure strategy Nash equilibrium is contingent on whether the representative bank is deposit constrained under an efficient strategy. It can be written as*

$$\begin{aligned} E \left[\hat{\Pi}_e \right] &\geq E \left[\hat{\Pi}_{g|e} \right] \text{ iff } \lambda_c = 0 \\ E \left[\hat{\Pi}_c \right] &\geq E \left[\hat{\Pi}_{g|c} \right] \text{ iff } \lambda_c > 0 \end{aligned}$$

where $\lambda_c > 0$ indicates that the bank is deposit constrained, $\left(E \left[\hat{\Pi}_e \right], E \left[\hat{\Pi}_c \right] \right)$ are respectively given by (3.7) and (4.5) and $\left(E \left[\hat{\Pi}_{g|e} \right], E \left[\hat{\Pi}_{g|c} \right] \right)$ are the expected payoffs from deviating to a gambling strategy conditional on the other banks remaining at constrained and unconstrained efficient strategies respectively. A definition for $\left(E \left[\hat{\Pi}_{g|e} \right], E \left[\hat{\Pi}_{g|c} \right] \right)$ is provided by (8.3).

Proof. Provided in Appendix Section B. ■

Before deriving the conditions necessary for the existence of multiple equilibria, I provide a brief diagrammatical analysis of the overall model.

4.2 Graphical Analysis

Figure 4.1 provides a graphical representation of the deposit demand and supply schedules as well as the deposit thresholds. The demand and supply schedules are in duplicates with one for the efficient (or constrained) case and another one for the gambling equilibrium. This follows directly from the analysis in the previous sections. Deposit supply is horizontal at $R_e = R^*$ when domestic deposits are perceived to be safe. When the bank is perceived to be gambling, on the other hand, R jumps up discretely due to the fall in expected return and becomes upward sloping as a rise in d increases the risk premium.

¹⁵This implicitly assumes that the decisions (d, γ) are irreversible within a period such that banks cannot alter their strategy after observing the strategies adopted by other banks. Without this assumption, the strategy selection process transforms into a sequential game akin to imposing a free entry condition. As (R_e^K, R_g) are increasing in the number of gambling banks, a sequential game invariably results in a separating equilibrium where the portion of gambling banks adjusts to ensure that banks are indifferent between the two strategies. This complicates the model significantly without adding anything in terms of intuition.

Similarly, a quick comparison between (3.3) and (3.9) reveals that the deposit demand schedule is strictly higher when the bank is gambling as it no longer repays depositors in state L . It is also downward sloping due to the bank's market power over the domestic deposit market. Under an efficient strategy, foreign and domestic deposits become perfectly substitutable and the bank loses its market power over the deposit market. When the bank is not constrained, this implies a horizontal deposit demand schedule which overlaps with the supply schedule. When the bank is deposit constrained, on the other hand, the demand schedule retains its downward slope due to the presence of excess returns $\lambda_c > 0$ from working capital lending. If the constraint is relaxed and d rises, these excess returns decrease, leading to a downward sloping schedule until we reach the point d_e^{\min} where $K_c = K_e$ and the bank is no longer constrained.

The dashed lines display the deposit threshold given by (2.9). They are downward sloping due to the deleterious effects of borrowing costs R on the bank's solvency and a rise in domestic sovereign bond purchases γ_g causes a shift to the left. From the representative bank's perspective, however, the threshold \bar{d} is taken as given due to its inability to influence it by committing to a certain γ_g or R_g . Thus, the bank perceives the threshold as a vertical bar, which is either at $\bar{d}(\gamma_e, R_e)$ or $\bar{d}(\gamma_g, R_g)$ depending on household sentiment.

The constrained efficient, unconstrained efficient and gambling equilibria are then respectively labelled as (E_c, E_e, E_g) with E_e referring to a range of values on the x-axis due to the indeterminacy of d_e under the efficient equilibrium. The minimum amount of deposits admissible as an efficient equilibrium is labelled as d_e^{\min} . At this level of deposits, a bank following the efficient strategy has just enough funds to exhaust the excess returns such that it does not purchase any sovereign debt. Thus, d_e^{\min} can be defined as

$$d_e^{\min} = \max [vK_e - N, 0] \quad (4.6)$$

and the bank becomes deposit constrained when $\bar{d} < d_e^{\min}$. As shown in the diagram, negative household sentiments tighten the threshold $\bar{d}(\gamma_g, R_g)$ and move the bank to the constrained equilibrium. When we have

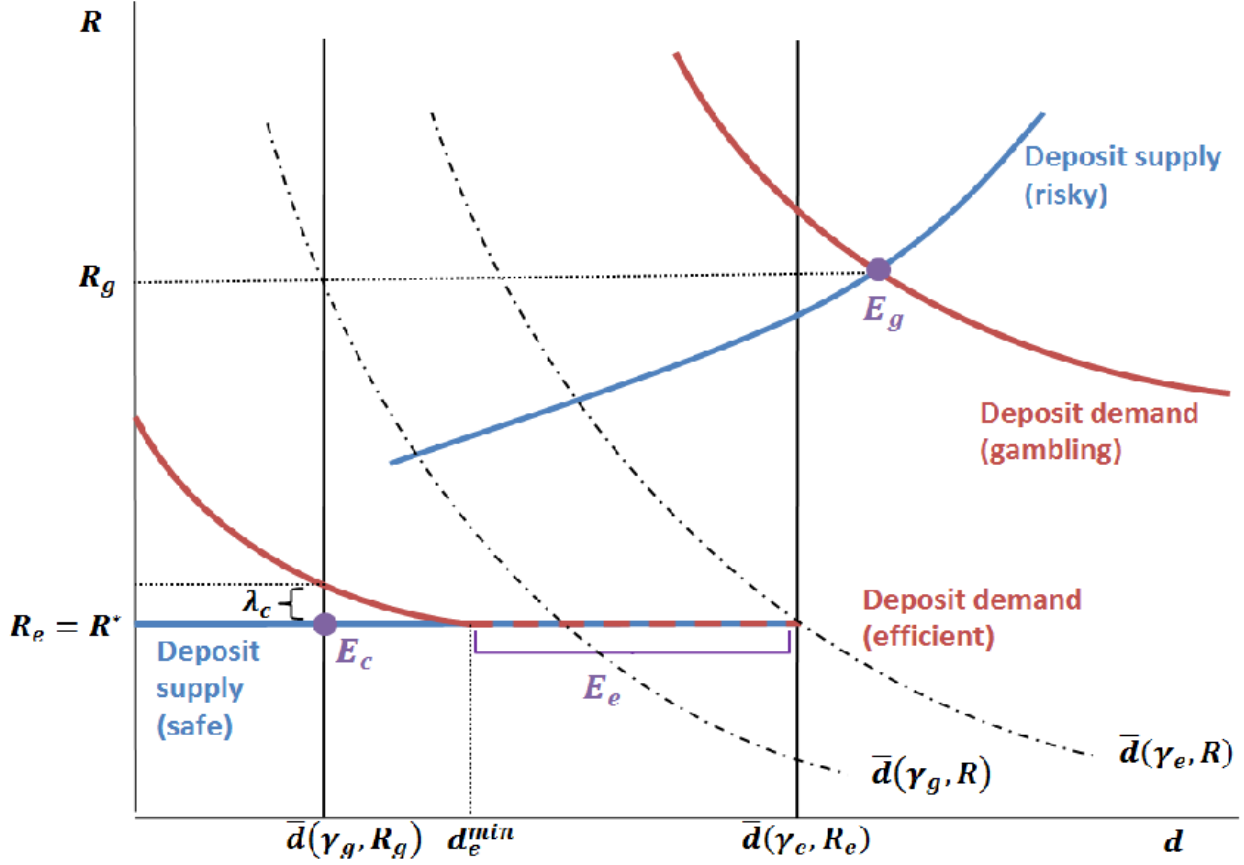
$$\begin{aligned} E \left[\hat{\Pi}_{g|e} (\bar{d}(\gamma_g, R_g)) \right] &\leq E \left[\hat{\Pi}_e \right] \\ E \left[\hat{\Pi}_{g|c} (\bar{d}(\gamma_g, R_g)) \right] &> E \left[\hat{\Pi}_c \right] \end{aligned}$$

the bank deviates to a gambling strategy in response and the negative sentiments become self-confirming. This leads to the existence of multiple equilibria in the model. In the next section, I describe the conditions under which multiplicity arises.

4.3 Equilibrium Determination

The equilibrium solution is determined according to the concept of a rational expectations equilibrium which requires that all constraints and first order conditions of banks and households are

Figure 4.1: A Graphical Representation



satisfied and expectations are verified within the equilibrium path.

Firstly, consider the case when household sentiment is positive such that they set a benign deposit threshold $\bar{d}(\gamma_e, R_e)$ consistent with the anticipation of the efficient equilibrium described in Section 3.1. This efficient equilibrium is admissible as a rational expectations equilibrium and verifies the positive sentiments under the following conditions

$$d_e^{\min} \leq \bar{d}(0, R^*) \quad (4.7)$$

$$E \left[\hat{\Pi}_e \right] \geq E \left[\hat{\Pi}_{g|e} \right] \quad (4.8)$$

which respectively ensure that domestic banks remain solvent in state L and have no incentive to deviate from the resulting efficient equilibrium by switching to a gambling strategy.

Now consider the case under negative household sentiments consistent with the anticipation of the gambling equilibrium given in Section 3.2. This drives households to impose a stricter deposit threshold $\bar{d} = \bar{d}(\gamma_c, R_c)$ which may in turn become self-validating by making the gambling equilibrium a rational expectations equilibrium. This requires the following conditions. Firstly,

domestic banks must become deposit constrained under negative sentiments such that

$$d_e^{\min} > \bar{d}(\gamma_g, R_g) \quad (4.9)$$

Secondly, the consequent decline in expected payoffs must give banks an incentive to deviate to a gambling strategy

$$E \left[\hat{\Pi}_c \right] < E \left[\hat{\Pi}_{g|c} \right] \quad (4.10)$$

and finally, domestic banks must become insolvent following a sovereign default in state L

$$d_g > \bar{d}(\gamma_g, R_g) \quad (4.11)$$

When all of the conditions (4.7)-(4.11) are satisfied, household sentiments become self-validating and there is multiplicity of equilibria. Under positive sentiments, a benign threshold $\bar{d}(\gamma_e, R_e)$ results in an efficient equilibrium with no risk of bankruptcy. An adverse shift in sentiments, on the other hand, tightens the deposit threshold and drives banks to deviate to a gambling strategy, which in turn validates the negative sentiments.

Observe that the elimination of multiplicity is not equivalent to ensuring that the efficient equilibrium is the unique solution. When condition (4.7) or (4.8) is violated, the efficient case ceases to be a rational expectations equilibrium. Thus, the model only admits the combination of the tight threshold $\bar{d}(\gamma_c, R_c)$ with the gambling equilibrium as a rational expectation equilibrium. In contrary, the violation of any of the conditions (4.9)-(4.11) eliminates the gambling equilibrium as a rational expectation equilibrium and leaves the efficient equilibrium as the sole rational expectations equilibrium.

It is important to note that the conditions related to existence, (4.7), (4.9) and (4.11), take primacy over conditions (4.8) and (4.10) which compare expected payoffs. For example, if (4.9) or (4.11) is violated such that the gambling equilibrium cannot exist, then the profit comparison in (4.8) becomes redundant and vice versa for conditions (4.7) and (4.10).

It is also notable that the constrained equilibrium described in Section 4.1 never emerges as a rational expectation equilibrium. Under positive sentiments, the violation of condition (4.7) also rules out a constrained equilibrium as the efficient equilibrium with $d_e = d_e^{\min}$ maximizes the payoff to the bank in state L ¹⁶. Thus, if the bank defaults in state L with $d = d_e^{\min}$ as indicated by the violation of (4.7), it also defaults with $d < d_e^{\min}$. Under negative sentiments, on the other hand, the violation of condition (4.10) such that banks do not deviate from a constrained efficient

¹⁶This can be shown with a simple optimization problem $\max_{\hat{d}} a \left(\frac{(N+d)}{v} + g \left(\frac{N+d}{v} \right) \right)^{a-1} (N + \hat{d}) - \hat{d}R^* - T$ where I have used (3.2), (3.6), (2.4) to substitute in for (R_e, K_e, R_e^K) . This yields the first order condition $a \left(\hat{K} + g \left(\hat{K} \right) \right)^{a-1} = R^* + va(1-a) \frac{(1+g'(\hat{K}))\hat{K}}{(\hat{K}+g(\hat{K}))^{2-a}}$ where $\hat{K} = \frac{N+\hat{d}}{v}$, which is identical to (3.4). Thus $\hat{K} = K_e$ is optimal and re-arranging its definition yields $\hat{d} = d_e^{\min}$.

equilibrium means that these sentiments are not verified. Thus, the economy reverts to positive sentiments and the consequent shift out in the deposit threshold to $\bar{d}(\gamma_e, R^*)$ relieves the banks from their deposit constraints.

5 Calibration

Table 5.1 reports the calibrated parameters. The calibration targets the peripheral Euro area countries with sovereign risk related financial distress (specifically Italy, Greece, Ireland, Portugal, Spain and Cyprus) over the period 2008-2014¹⁷. Firstly, I use data on 5-bank asset concentration from World Bank's Global Financial Development Database (GFDD) to calibrate the market share parameter v . The combined market share of the five largest banks ranges between just below 70% in Italy and nearly 100% in Cyprus. For an individual bank's market share, this indicates a range between 13% and 20% with a cross-country average of 17%. I set a slightly lower value of $v = 0.15$ in order to account for the remainder of the banking sector.

To calibrate the haircut parameter θ , I use data from the sovereign debt restructuring database of Cruces and Trebesch (2013) which yields an average market haircut of $\theta = 0.4$ ¹⁸. The sovereign default probability P is calibrated to match the spread between the long-term government bond yields of the distressed countries and Germany (as a benchmark for the safe rate). The spread can be related to the parameters $(R^{G,H}, R^*)$, which are the model counterparts to distressed and safe sovereign bond yields, as follows

$$\hat{S} = \ln(R^{G,H}) - \ln(R^*)$$

Combining this with the definition for the recovery value $R^{G,L} = (1 - \theta) R^{G,H}$ and the sovereign bond pricing equation (2.1) yields the following expression for default probability

$$P = \frac{1}{\hat{\theta}} \left(1 - \frac{1}{\exp(\hat{S})} \right)$$

where $\hat{\theta} = 0.4$ is the calibrated haircut value. This results in $P \approx 0.1$.

The deposit insurance parameter R^{\min} and the risk-free interest rate R^* are policy instruments and Section 6.2 provides an extensive evaluation of the comparative statics of the latter¹⁹. As a baseline value, I set $R^{\min} = 0.8$ such that 80% of the base value of deposits is recovered in case of insolvency. The resulting losses are somewhat higher than the stability levy initially proposed for Cyprus in order to take into account potential losses to depositors which may arise from a

¹⁷The inclusion of Cyprus is subject to the availability of data. The results are not sensitive to changes in the targetted years and countries.

¹⁸In this case, international data is used due to the scarcity of historical default episodes pertaining to the listed countries.

¹⁹The comparative statics of R^{\min} are left out for the sake of brevity, but available upon request.

Table 5.1: Calibration

| Parameter | Calibrated Value | Source |
|------------|------------------|--------------------------|
| θ | 0.40 | Cruces & Trebesch (2013) |
| P | 0.10 | OECD (2014) |
| T | 0.007 | See text |
| β | 0.99 | Standard |
| R^* | 1.01 | Baseline |
| R^{\min} | 0.80 | Baseline |
| v | 0.15 | World Bank GFDD |
| a | 0.30 | Standard |
| η | 0.75 | BIS (2014) |

suspension of convertibility or a currency re-denomination following an exit from the Euro area. The baseline value for R^* is set to 1.01 in line with a household discount factor of $\beta = 0.99$.

I also consider a broad range of values for the initial capitalization N . T which is the lump-sum cost to bank balance sheets in cost of sovereign default, is the hardest parameter to calibrate due to the absence of an empirical estimate. However, Crosignani (2014) and Yeyati, Peria and Schmukler (2010) provide evidence from different sovereign default episodes which imply that macroeconomic factors which would come under the umbrella of T have a significant role in determining bank and depositor behaviour. As such, I set T to a sufficiently high value to influence bank and household choice. As it is in fact the ratio $\frac{N}{T}$ that is significant for the results, fixing T and varying N provides a sensitivity test.

Finally, regarding the non-financial firms, I set a to 0.3 in line with the convention for Cobb-Douglas production functions. For the additional lending cost to foreign banks, I specify a linear specification $\phi(K^*) = \eta K^*$ and calibrate η to match $\frac{I_e}{K_e}$ to the share of domestic credit to the private non-financial sector in the distressed countries. This yields the value $\eta \approx 0.75$.

6 Policy Analysis

In this section, I evaluate the effects of a number of policy measures that have been proposed to re-invigorate bank lending in the Euro area. Firstly, I consider a re-capitalization of the banking sector, a strengthening of deposit insurance and expansionary monetary policy. This consists of comparative statics for the variables (N, R^{\min}, R^*) . Secondly, I extend the model to evaluate the effects of two unconventional policy interventions implemented by the European Central Bank, the long-term re-financing operations (LTRO) and the more recent targeted long-term re-financing operations (TLTRO).

6.1 Banking Sector Recapitalization

The most obvious policy measure to prevent multiplicity is a re-capitalization of the banking sector which leads to a rise in N . It is clear from (3.12) that K_g is determined independently from N . Thus, banks spend the additional funds on risky sovereign debt under a gambling strategy. Regardless, this leads to a relaxation of the deposit constraint $\bar{d}(\gamma_g, R_g)$ as long as the recovery value $R^{G,L}$ of sovereign bonds is positive. Moreover, a rise in N directly reduces the reliance of banks on deposit financing as per the negative relation between d_e^{\min} and N given by (4.6). As shown in Figure 6.1, a sufficiently large intervention can eliminate multiplicity by preventing banks from becoming deposit constrained under an efficient strategy and thus violating condition (4.9).

Figure 6.2 shows that this leads to an efficient equilibrium as $E[\hat{\Pi}_e]$ is higher than the expected payoff from deviating to a gambling equilibrium $E[\hat{\Pi}_{g|e}]$. Indeed, multiplicity is eliminated at a slightly lower level of N than required for banks to become completely unconstrained. The constrained efficient payoff $E[\hat{\Pi}_c]$ overtakes $E[\hat{\Pi}_{g|c}]$ before we reach the level of N required for $d_e^{\min} \leq \bar{d}(\gamma_g, R_g)$. As such, banks do not deviate to a gambling strategy and the negative sentiments cease to be self-validating. This violates condition (4.10) and ensures that a tight deposit threshold $\bar{d}(\gamma_g, R_g)$ does not arise in equilibrium.

Although capital injections to the banking sector are a potent way of bringing about an efficient equilibrium, they involve a significant transfer of resources at a time when the government is likely to be cash-struck. Thus, I also consider other policy measures ranging from conventional monetary policy to unconventional measures such as LTRO.

Figure 6.1: Banking Sector Recapitalization (1)

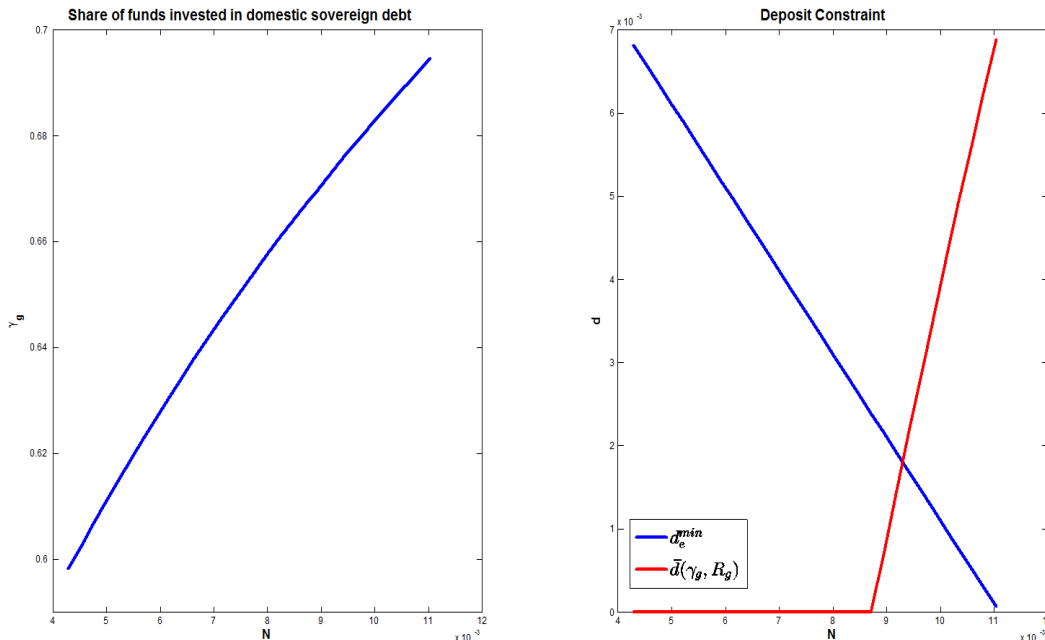
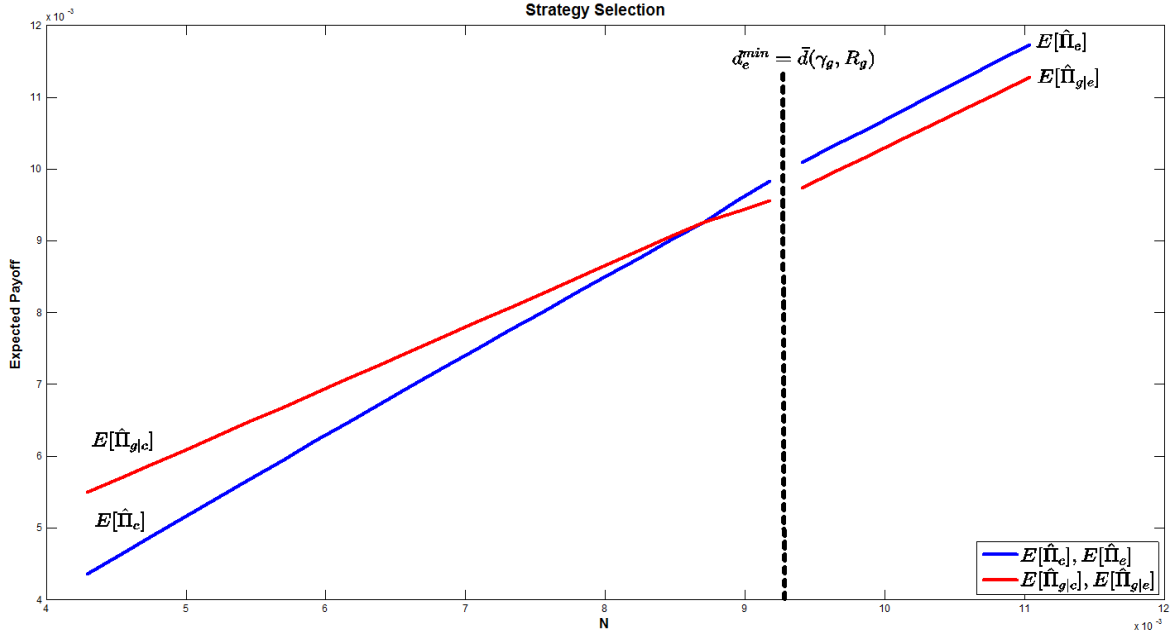


Figure 6.2: Banking Sector Recapitalization (2)



6.2 Monetary Policy

In a monetary union setting, monetary policy takes the form of a change in R^* . In Figure 6.3, I map the equilibrium outcomes under different combinations of (N, R^*) . The mapping suggests that expansionary monetary policy is ineffective in preventing a gambling equilibrium at very low levels of capitalization and has the adverse effect of slightly expanding the region with multiplicity at intermediate levels of N .

I choose a level of capitalization at the boundary of the region of multiplicity in order to analyze the transmission of monetary policy. This demonstrates the importance of accounting for the reaction of banks as argued in Section 2.4. According to (3.8), a fall in R^* reduces the borrowing costs of risky banks. If the banks remain passive, this improves their solvency prospects and this helps shrink the region with multiplicity by relaxing the deposit threshold $\bar{d}(\gamma_g, R_g)$ under negative sentiments. However, the banks react to the decline in R^* actively and with important implications. The following expression is attained by combining (2.1) with the definition for the recovery value $R^{G,L}$

$$R^{G,H} = \frac{R^*}{1 - P\theta}$$

$$\therefore \frac{\partial R^{G,H}}{\partial R^*} = \frac{1}{1 - P\theta}$$

A quick comparison with (3.8) reveals that a fall in R^* reduces R_g more than $R^{G,H}$. The first order

condition (3.9) then suggests that the optimal response under a gambling strategy is to increase deposit collection (d_g) and the portion of funds spent on sovereign debt purchases (γ_g). As shown in Figure 6.4, this mitigates the positive effect of lower borrowing costs on the deposit threshold $\bar{d}(\gamma_g, R_g)$.

Moreover, a fall in R^* increases the ability of foreign banks to extend working capital loans to non-financial firms. When domestic banks are deposit constrained under negative sentiments, they cannot respond by increasing their lending and thus experience a fall in expected payoff due to an erosion of their mark-up. This increases the incentive to deviate to a gambling strategy, the expected payoff from which remains largely unchanged.

The implication is that the efficient equilibrium is easier to achieve under contractionary monetary policy. It is important to note, however, that this does not preclude expansionary monetary policy from expanding output. Figure 6.6 plots (Y_g, Y_e) across a range of R^* values²⁰. The lines are only drawn when the corresponding equilibrium exists, so the overlapping area corresponds to the region of multiplicity. Although output is lower under the gambling equilibrium due to the crowding out of working capital lending, both Y_g and Y_e increase significantly in response to a fall in R^* .

Nevertheless, the capacity of high interest rates to eliminate multiplicity leads to important non-linearities under negative sentiments. Perversely, a marginal hike in the interest rates that triggers a switch from Y_g to Y_e by eliminating the gambling equilibrium causes a rise in output equivalent to an interest rate cut of 2%.

²⁰The y-axis is scaled so that $Y_e = 1$ when $R^* = 1.01$ equals 1. The figure implies that the effects on output are quantitatively small. However, the stylized model lacks several frictions (financial and otherwise) which would inevitably amplify these effects. As such, I find it more appropriate to focus on qualitative comparisons and describe the effects of the switch to an efficient equilibrium in relation to the effects of an interest rate cut.

Figure 6.3: Monetary Policy (1)

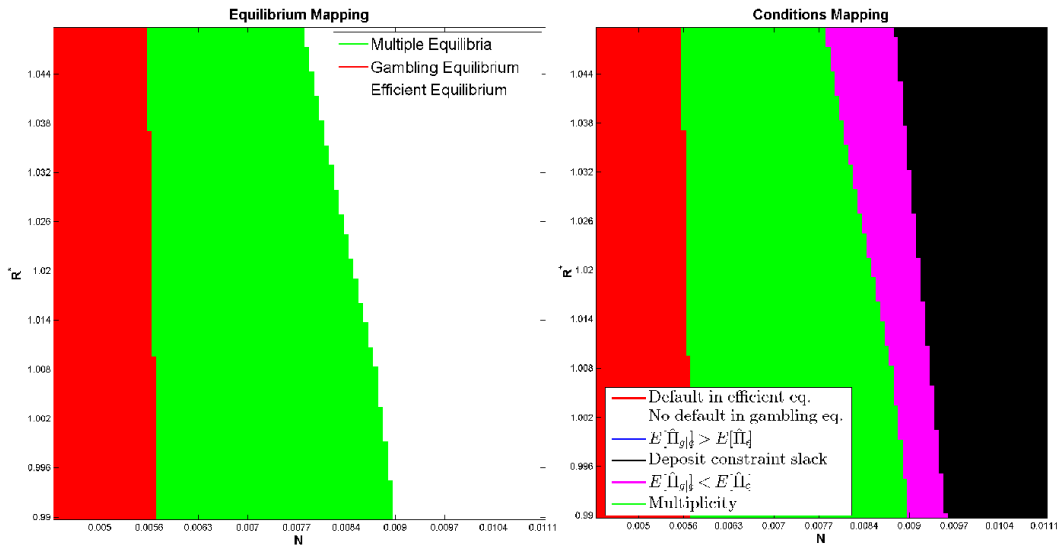


Figure 6.4: Monetary Policy (2)

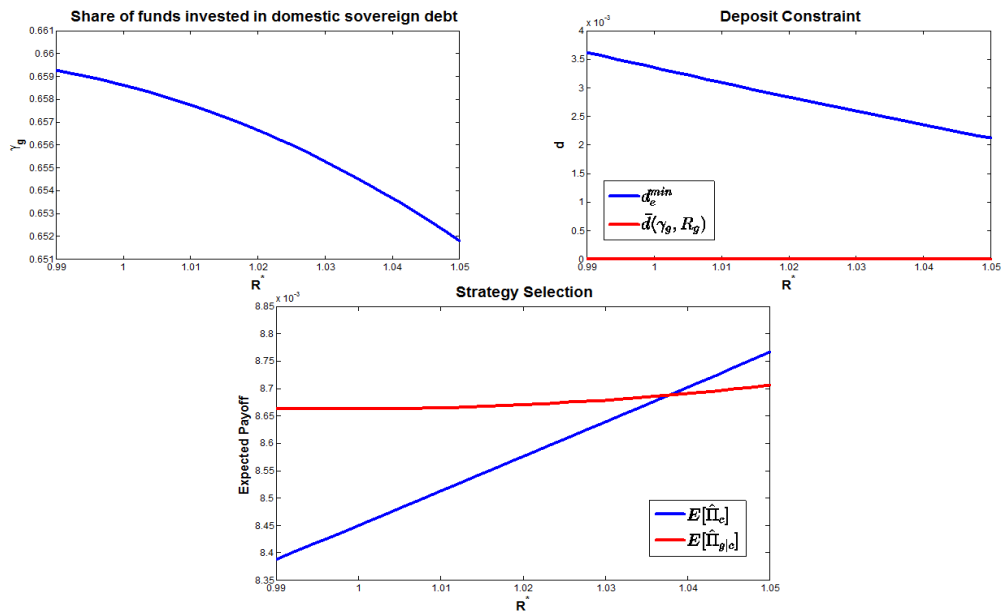


Figure 6.5: Monetary Policy (3)

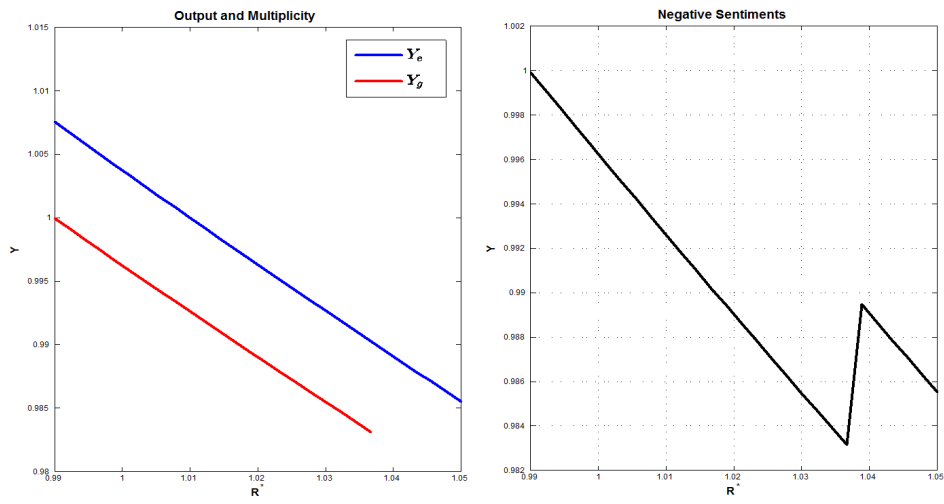


Figure 6.6:

6.3 Deposit Insurance

A strengthening of deposit insurance guarantees takes the form of a rise in R^{\min} , with a complete bailout corresponding to $R^{\min} = R^*$. I focus solely on the effects of deposit insurance on the banking sector and abstain from its implications on sovereign risk through the government's deposit insurance liabilities. This roughly corresponds to the proposals for a common European deposit insurance mechanism under a banking union. Figure 6.7 shows that deposit insurance significantly expands the region of multiplicity and even results in a unique gambling equilibrium at very high levels.

As in the previous section, the explanation lies in the reaction of banks under a gambling strategy. The direct effect of a rise in R^{\min} is to flatten the portion of the deposit supply schedule that lies beyond the threshold \bar{d} . Although this is successful in preventing deposit outflows, it also weakens the negative relationship between D_g and the deposit market mark-up $\mu_d(D_g)$ which allows gambling banks to increase their deposit collection further without eroding their mark-up. As K_g is independent of R^{\min} and D_g , the additional funds are spent on sovereign debt purchases resulting in a rise in γ_g and a tightening of the deposit threshold.

The consequences are displayed in Figure 6.8. As the deposit constraint becomes binding, the expected payoff from following an efficient strategy declines. In contrast, the expected payoff from deviating to a gambling strategy increases as the deposit supply schedule becomes flatter. Even at intermediate levels of R^{\min} , conditions (4.9) and (4.10) are satisfied such that negative sentiments become self-fulfilling and there is multiplicity.

At very high levels, however, deposit insurance eliminates multiplicity. Setting $R^{\min} = R^*$ makes the households indifferent to the solvency prospects of banks and the deposit supply schedule becomes completely horizontal. This ensures that banks are no longer constrained by the deposit threshold and insulates the banking sector from shifts in sentiments. However, it also leads to a drastic rise in the expected payoff from gambling as shown in the final plot of Figure 6.8. Given that the expected payoff under an efficient strategy is not affected by deposit insurance (as this strategy does not result in insolvency), banks find it optimal to deviate to a gambling strategy even under positive sentiments and condition (4.8) fails. Thus, near-complete levels of deposit insurance eliminate the efficient equilibrium rather than the gambling equilibrium.

While the finding that deposit insurance creates a risk-taking incentive in the absence of regulation dates back to Kareken and Wallace (1978), it becomes particularly important when domestic sovereign bonds are perceived as correlated risk due to the zero risk-weight attached to them by regulators.

Figure 6.7: Deposit Insurance (1)

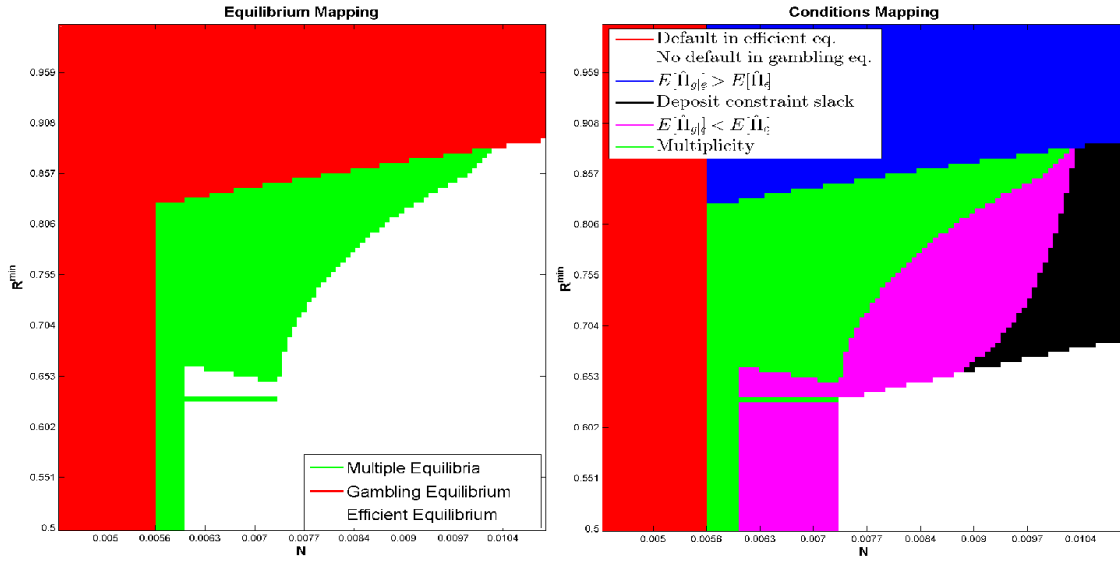
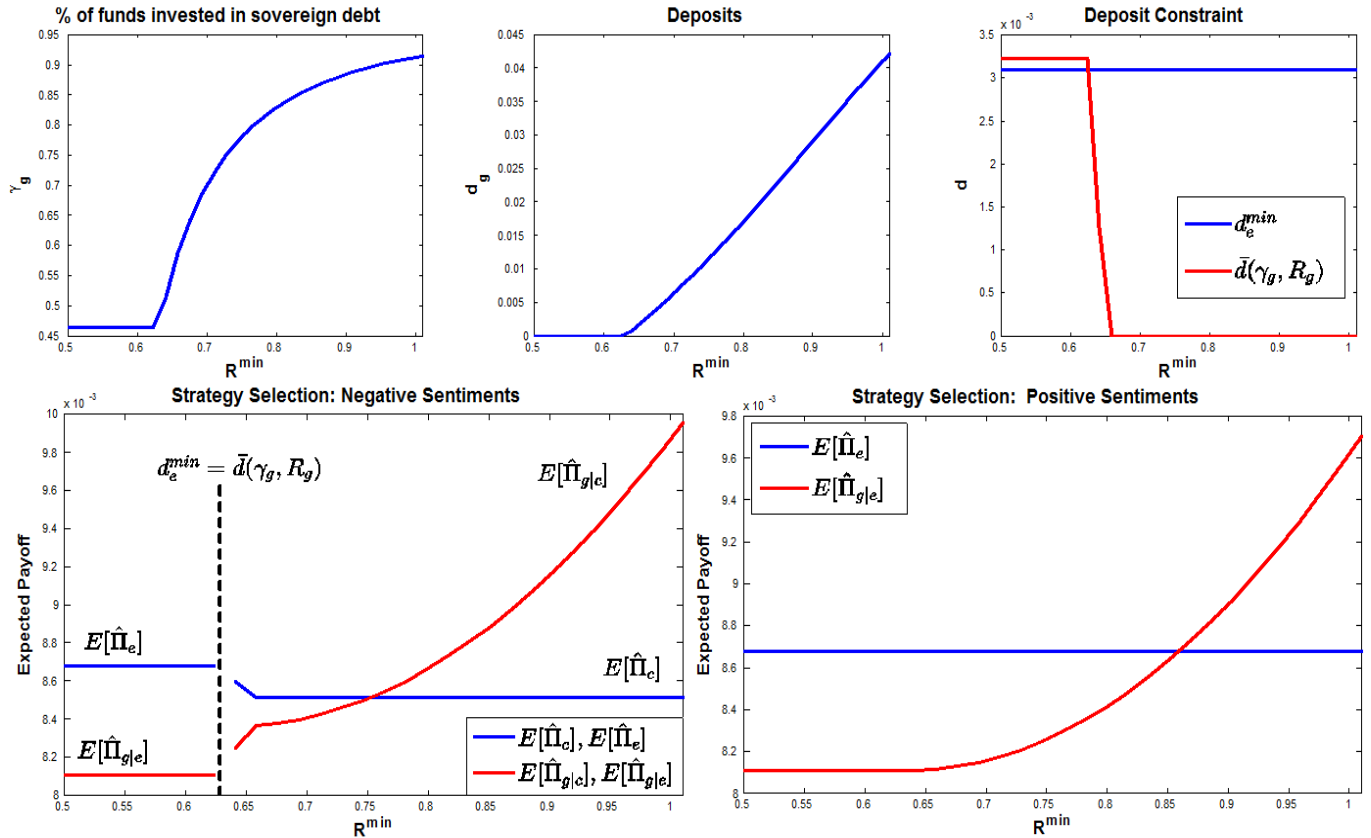


Figure 6.8: Deposit Insurance (2)



6.4 LTRO

6.4.1 Extended Model

I incorporate LTRO into the model by allowing banks to borrow up to an amount \bar{L} from the central bank at a safe interest rate R^* ²¹. Thus, the representative bank's budget constraint becomes

$$b + k = N + d + L$$

and (b, k) are re-defined as

$$\begin{aligned} b &= \gamma(N + d + L) \\ k &= (1 - \gamma)(N + d + L) \end{aligned}$$

where $L \in [0, \bar{L}]$ is the amount of funds borrowed by the bank under LTRO. I assume that official lending has priority over depositors such that the deposit threshold $\bar{d}(\gamma, R)$ becomes²²

$$\begin{aligned} (N + \bar{d} + L) [\gamma R^{G,L} + (1 - \gamma) R^K] - R^* L - R\bar{d} - T &= 0 \\ \therefore \bar{d}(\gamma, R) &= \frac{(N + \bar{L}) [\gamma R^{G,L} + (1 - \gamma) R^K] - R^* L - T}{R - \gamma R^{G,L} - (1 - \gamma) R^K} \end{aligned} \quad (6.1)$$

and the effects of LTRO lending on $\bar{d}(\gamma_g, R_g)$ depend on the reaction of γ_g . Access to LTRO funding creates another choice variable L for the representative bank, but does not change the first order conditions for (d, γ) under any strategy. Under an efficient strategy, the representative bank can collect deposits at a safe interest rate of R^* . Thus, unless it is deposit constrained, it remains indifferent to the amount of LTRO loans it takes such that L_e is indeterminate in the region $L_e \in [0, \bar{L}]$. As such, the efficient equilibrium described in Section (3.1) is completely unaffected by LTRO.

When the representative bank is deposit constrained, on the other hand, it follows directly from Proposition 1 that it will borrow up to the upper bound \bar{L} unless it becomes unconstrained as a result of LTRO funding, in which case it becomes indifferent. Thus, I set $L_c = \bar{L}$ and adjust d_e^{\min} to account for the possibility that it becomes unconstrained.

$$d_e^{\min} = vK_e - N - \bar{L}$$

When the representative bank remains constrained despite fully using the LTRO funding, it spends

²¹Although collateral is required for these loans, this does not prevent the form of gambling considered here due to the ECB's decision to suspend collateral eligibility requirements for sovereign debt issued by distressed Euro area countries (ECB, 2012).

²²This assumption is in line with historical precedent, which was also upheld during the recent bail-in of the Cypriot banking sector (Eurogroup, 2013b)

all of the additional funding on working capital lending such that $\gamma_c = 0$ and K_c can be written as

$$K_c = \frac{N + \bar{d} + \bar{L}}{v}$$

The solutions for $(R_c^K, \mu_k(K_c), \lambda_c)$ can then be obtained using (2.4), (3.5) and (4.4). The expected payoff then becomes

$$E \left[\hat{\Pi}_c \right] = NR_c^K + (R_c^K - R^*) (\bar{L} + \bar{d}) - PT$$

Under the gambling strategy, on the other hand, the representative bank always finds it profitable to borrow at a low interest rate through LTRO and invest it in sovereign bonds which pay a return of $R^{G,H} > R^*$ in the state of nature where the bank is solvent. As such, it always borrows the full amount of LTRO funding $L_g = \bar{L}$. Given that its first order conditions (3.9)-(3.10) remain the same, $(K_g, \mu_k(K_g), R_g, D_g, \mu_d(D_g))$ are also unaffected by LTRO. Thus, all of the additional LTRO funding is spent on sovereign bond purchases such that γ_g increases to

$$\gamma_g = 1 - \frac{vK_g}{N + d_g + \bar{L}}$$

and the expected payoff rises to

$$E \left[\hat{\Pi}_g \right] = (1 - P) \left[NR^{G,H} + v(\mu_k(K_g)K_g + \mu_d(D_g)D_g) + (R^{G,H} - R^*)\bar{L} \right]$$

where $(R^{G,H} - R^*)\bar{L}$ reflects the additional profits from investing LTRO funding in domestic sovereign bond purchases. Due to the seniority of official lending over depositors, this leads to a tightening of the deposit threshold $\bar{d}(\gamma_g, R_g)$ under negative sentiments. Finally, the expected payoffs from deviating to a gambling equilibrium are derived in the same manner as Proposition 2 and can be written as

$$\begin{aligned} E \left[\hat{\Pi}_{g|e} \right] &= (1 - P) \left[NR^{G,H} + \mu_{d|e}(D_{g|e})D_{g|e} + [K_{g|e} - (1 - v)K_e] \mu_k(K_{g|e}) + (R^{G,H} - R^*)\bar{L} \right] \\ E \left[\hat{\Pi}_{g|c} \right] &= (1 - P) \left[NR^{G,H} + \mu_{d|c}(D_{g|c})D_{g|c} + [K_{g|c} - (1 - v)K_c] \mu_k(K_{g|c}) + (R^{G,H} - R^*)\bar{L} \right] \end{aligned}$$

where $(K_{g|i}, \mu_k(K_{g|i}), D_{g|i}, \mu_{d|i}(D_{g|i}))_{i=\{e,c\}}$ are given by the solution method in Proposition 2 but with the use of the relevant $(K_{g|e}, K_{g|c})$ values.

Observe that LTRO leads to a number of alterations in the equilibrium determination conditions described in Section 4.3 with $(E \left[\hat{\Pi}_c \right], E \left[\hat{\Pi}_{g|c} \right], E \left[\hat{\Pi}_{g|e} \right], d_e^{\min})$ now described as above and $\bar{d}(\gamma_g, R_g)$ defined according to (6.1) and the new (γ_g, R_g) values. In the next section, I evaluate the implications of these changes.

6.4.2 Numerical Analysis

Figure 6.9 provides a map of the equilibrium outcomes for combinations of (N, \bar{L}) . The mapping indicates that intermediate amounts of LTRO funding expand the region with a unique efficient equilibrium whereas excessively high amounts result in a unique gambling equilibrium.

In order to evaluate the transmission of LTRO, I choose a boundary level of capitalization at $N = 0.008$. As predicted, Figure 6.10 shows that LTRO funding leads to a rise in γ_g . Combined with the seniority of official lending over depositors, this ensures that LTRO does not relax the deposit threshold $\bar{d}(\gamma_g, R_g)$ under negative sentiments. Nevertheless, it alleviates the deposit constraint by providing banks with an alternative source of funding. As $\bar{d}(\gamma_g, R_g) = 0$ at this level of capitalization, banks become unconstrained when \bar{L} is sufficiently high to bring about $d_e^{\min} = 0$.

Observe that a lower level of LTRO funding is sufficient to ensure that $E[\hat{\Pi}_c] \geq E[\hat{\Pi}_{g|c}]$ such that banks do not deviate to a gambling strategy despite their constraints. This prevents multiplicity by ensuring that condition (4.10) is violated, in which case negative sentiments cease to be self-fulfilling. Thus, neither the gambling strategy nor the deposit constraint can exist in a rational expectations equilibrium such that we revert to the efficient equilibrium described in Section 3.1.

It is easy to see how LTRO funding leads to a rise in the constrained efficient expected payoff $E[\hat{\Pi}_c]$. It permits banks to increase K_c and hence capture a portion of the excess return λ_c . In contrast, the expected payoff from deviating to a gambling strategy $E[\hat{\Pi}_{g|c}]$ has a negative relationship with \bar{L} . As explained above, a rise in \bar{L} leads to increased working capital lending from the other banks which reduces the mark-up $\mu_k(K_{g|c})$. The bottom plot of Figure 6.10 shows that this leads to a decline in $E[\hat{\Pi}_{g|c}]$ despite the additional profits $(R^{G,H} - R^*)\bar{L}$ from investing the LTRO funds in domestic sovereign debt. This is precisely the reason why $E[\hat{\Pi}_c]$ overtakes $E[\hat{\Pi}_{g|c}]$ at a relatively low level of \bar{L} .

Once \bar{L} is high enough to lift the deposit constraint, however, these effects are reversed. Given the ability of unconstrained banks to collect deposits at the safe interest rate R^* , LTRO funding has no effect on K_e or $E[\hat{\Pi}_e]$. Moreover, as K_e remains fixed in response to a rise in \bar{L} , there are no negative effects associated with the erosion of the mark-up for $E[\hat{\Pi}_{g|e}]$ and the incentive to deviate to a gambling strategy increases due to the term $(R^{G,H} - R^*)\bar{L}$. At a sufficiently high level of \bar{L} , this leads to $E[\hat{\Pi}_{g|e}] > E[\hat{\Pi}_e]$ such that condition (4.8) is violated and only a gambling equilibrium is admissible as a rational expectations equilibrium.

Such an equilibrium is characterized by significant deposit outflows and high interest rates R_g paid to depositors by risky domestic banks, combined with a high LTRO take up $L_g = \bar{L}$, which is then channelled into domestic sovereign debt purchases rather than lending to non-financial firms.

Finally, observe from Figure 6.9 that LTRO is unable to ensure that there is an efficient equilibrium unless it is coupled with an intermediate level of bank capital N or capital injections

to the banking sector. As N decreases, the range of \bar{L} under which there is a unique efficient equilibrium shrinks and then disappears. This stems from the inability of LTRO to distinguish between banking strategies which leads to a trade-off between alleviating deposit constraints and creating stronger incentives to follow a gambling strategy.

At low levels of initial capitalization N , greater amounts of LTRO funding \bar{L} is required to alleviate deposit constraints. However, this also increases the expected payoff $E[\hat{\Pi}_{g|e}]$ from deviating to a gambling strategy through the term $(R^{G,H} - R^*)\bar{L}$. When initial capitalization is very low, $E[\hat{\Pi}_{g|e}]$ overtakes $E[\hat{\Pi}_e]$ such that there is a unique gambling equilibrium before the deposit constraint can be relaxed enough to ensure $E[\hat{\Pi}_c] \geq E[\hat{\Pi}_{g|c}]$. In the next section, I show that TLTRO improves significantly upon the outcome under LTRO by overcoming this trade-off.

Figure 6.9: LTRO (1)

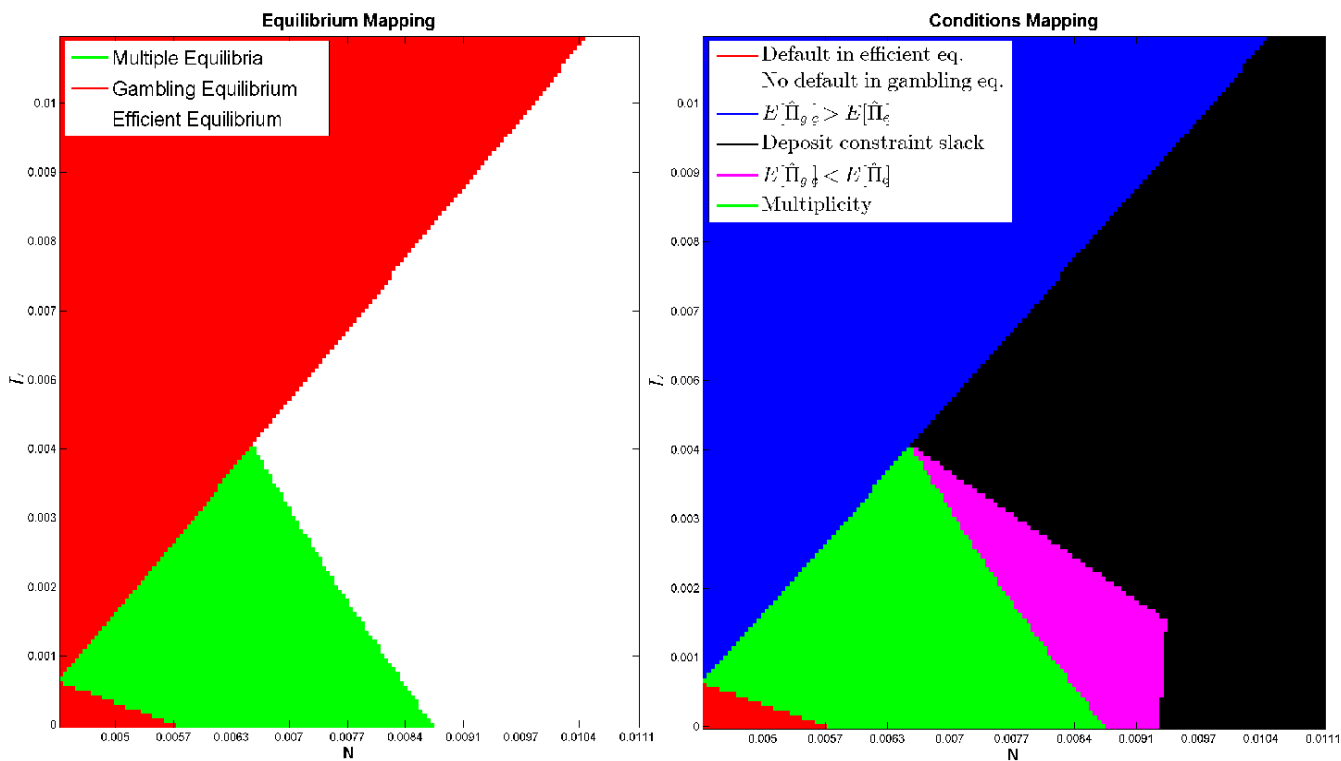
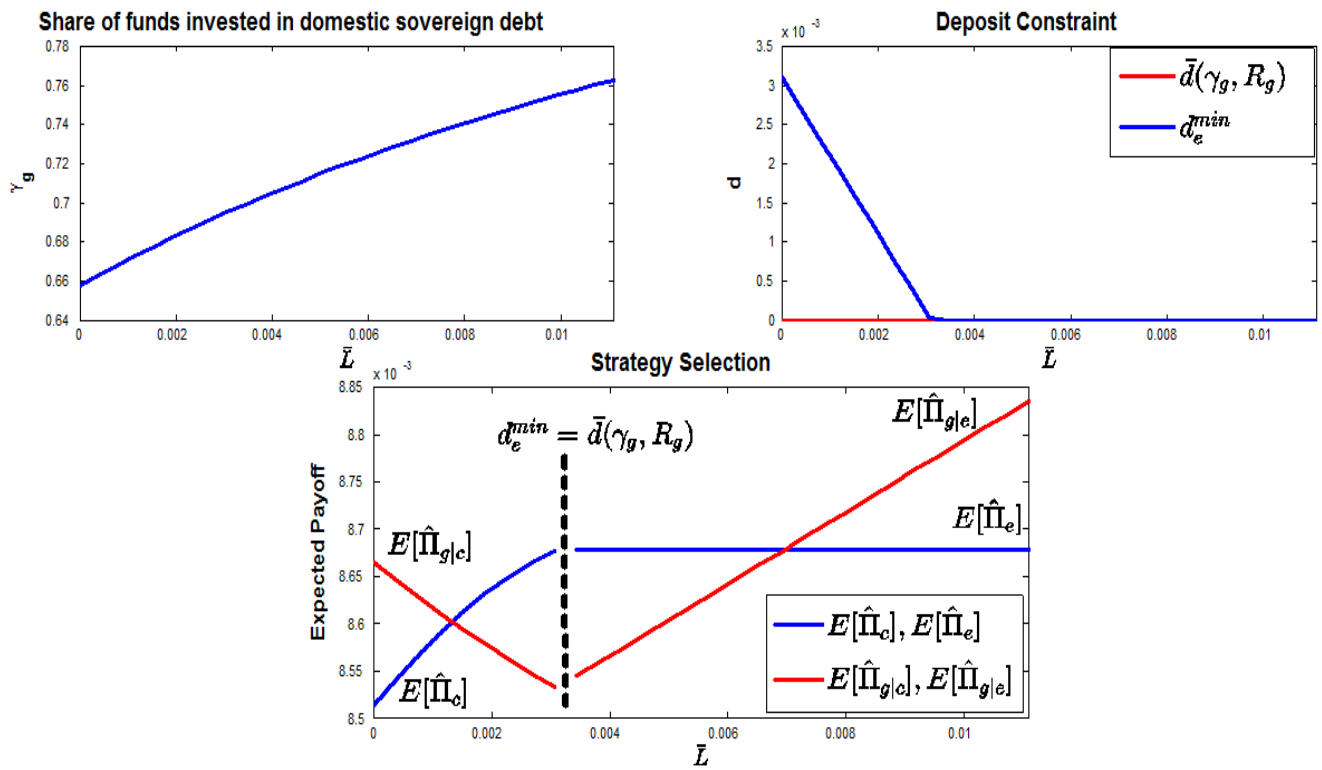


Figure 6.10: LTRO (2)



6.5 TLTRO

6.5.1 Extended Model

TLTRO was announced by the European Central Bank on 5 June 2014. Like LTRO, this new policy measure provides low interest rate loans to the banking sector. However, TLTRO loans also place conditionalities on the provision of credit to private non-financial firms by the participating banks. The participating banks are monitored over time and an early repayment is required in case they fail to meet the lending requirements (ECB, 2014).

In a two-period setting, early repayment is equivalent to non-participation. Thus, I incorporate TLTRO into the model as the option to borrow up to \bar{L} from the central bank at a safe interest rate R^* with a minimum working capital lending requirement of \bar{k} . I assume that the central bank does not rely on TLTRO to address monopoly distortions and thus restrict the lending requirement to $\bar{k} \in [0, vK_e]$.

As with LTRO, if the representative bank is following an efficient strategy and faces no binding deposit constraints, it does not attach any additional value to the TLTRO loan and remains indifferent such that $L_{e,t} \in [0, \bar{L}]$ is indeterminate, where the additional subscript t reflects participation in the TLTRO. When the deposit constraint is binding, on the other hand, the representative bank always finds it optimal to participate in the TLTRO, but can only satisfy the lending requirement under the following condition

$$\bar{k} \leq N + \bar{d} + \bar{L} \quad (6.2)$$

When this condition is satisfied, TLTRO alleviates the deposit constraint by reducing the bank's dependence on deposit funding $d_{e,t}^{\min}$. If the representative bank becomes unconstrained as a result, it becomes indifferent to TLTRO funding after borrowing a minimum amount $L_{c,t} = vK_e - N - \bar{d}$ which is sufficient to achieve $d_{e,t}^{\min} = \bar{d}$. If it remains constrained, on the other hand, the maximum amount of TLTRO funding \bar{L} is used and lending to non-financial firms can be pinned down as

$$K_{c,t} = \frac{N + \bar{d} + \bar{L}}{v}$$

where $(K_{c,t}^*, R_{c,t}^K, \mu_k(K_{c,t}), \lambda_{c,t})$ follow from (2.3), (2.4), (3.5), (4.4) and Proposition 1 remains valid with $\gamma_{c,t} = 0$. The representative bank's expected payoff can then be written as

$$E \left[\hat{\Pi}_{c,t} \right] = NR_{c,t}^K + (R_{c,t}^K - R^*) (\bar{L} + \bar{d}) - PT$$

Under the gambling strategy, the representative bank has the ability to raise additional deposits to satisfy the lending requirement but may not always be willing to. To begin with, the outcome is identical to LTRO when the lending requirement is slack such that

$$\bar{k} \leq vK_g \quad (6.3)$$

where K_g is given by (3.12). When the lending requirement binds, on the other hand, it is necessary to consider the outcome under participation in order to determine the incentive compatibility condition for gambling banks to participate. Conditional on participation, the representative bank borrows the highest possible amount of TLTRO loans and extends just enough working capital lending to fulfil the lending requirement such that

$$K_{g,t} = \frac{\bar{k}}{v} \quad (6.4)$$

$$\gamma_{g,t} = 1 - \frac{\bar{k}}{N + d_{g,t} + \bar{L}} \quad (6.5)$$

Its profit maximization problem can then be written as

$$\max_{d_{g,t}} E \left[\hat{\Pi}_{g,t} \right] = (1 - P) \left[(N + d_{g,t} + \bar{L} - \bar{k}) R^{G,H} + R_{g,t}^K \bar{k} - R^* \bar{L} - R_{g,t} d_{g,t} \right]$$

where I have used (6.5) to substitute for $\gamma_{g,t}$ and $R_{g,t}^K$ follows from combining (6.4) with (2.3) and (2.4). As working capital lending is determined by the binding lending requirement, there is a single first order condition

$$R^{G,H} = R_{g,t} + \mu_d(D_{g,t}) \quad (6.6)$$

with the deposit market mark-up $\mu_d(Dt)$ defined by (3.11). As in the previous sections, the numerical solutions for $(R_{g,t}, D_{g,t}, D_{g,t}^*, \mu_d(D_{g,t}))$ can be obtained by jointly solving (6.6) and the representative household's Euler conditions given in Section 2.4²³. The representative bank's expected payoff under a gambling strategy with TLTRO participation can then be written as

$$E \left[\hat{\Pi}_{g,t} \right] = (1 - P) \left[N R^{G,H} + \mu_d(D_{g,t}) v D_{g,t} + (R^{G,H} - R^*) \bar{L} - (R^{G,H} - R_{g,t}^K) \bar{k} \right]$$

Observe that the additional profit $(R^{G,H} - R^*) \bar{L}$ from investing the TLTRO funds in domestic sovereign bonds is partially offset by $-(R^{G,H} - R_{g,t}^K) \bar{k}$ which reflects the super-optimal level of working capital lending dictated by the binding lending requirement. Although the deposit threshold $\bar{d}(\gamma_{g,t}, R_{g,t})$ is still defined according to (6.1), participation in TLTRO may now shift it out if the ratio \bar{k}/\bar{L} is sufficiently large. However, I show below that the incentive compatibility condition for participation places an upper bound on this ratio.

Proposition 3 *TLTRO participation under a gambling strategy can only be sustained as a pure strategy Nash equilibrium if there is no incentive to deviate to non-participation given that the*

²³There is also a boundary restriction $d_{g,t} \geq \bar{k} - \bar{L} - N$ which requires that the representative bank raises sufficient deposits to satisfy the lending requirement. If this is binding, (6.6) no longer holds with equality and it is replaced by $d_{g,t} = \bar{k} - \bar{L} - N$ in the joint solution, which also implies that $\gamma_{g,t} = 0$. Although my computations account for the possibility of this case, it occurs only when N is very low, R^{\min} is close to zero and \bar{k} is near its upper bound.

remaining banks participate. This leads to the incentive compatibility condition

$$E \left[\hat{\Pi}_{g,t} \right] \geq E \left[\hat{\Pi}_{g|g,t} \right] \quad (6.7)$$

where $E \left[\hat{\Pi}_{g|g,t} \right]$, the expected payoff from deviation to non-participation, is defined as

$$E \left[\hat{\Pi}_{g|g,t} \right] = (1 - P) \left[NR^{G,H} + \mu_{d|g,t} (D_{g|g,t}) D_{g|g,t} + [K_{g|g,t} - (1 - v) K_{g,t}] \mu_k (K_{g|g,t}) \right]$$

with $(K_{g|g,t}, \mu_k (K_{g|g,t}), D_{g|g,t}, \mu_{d|g,t} (D_{g|g,t}))$ derived in the same manner as Proposition 2 but with the use of $K_{g,t}$ as the level of working capital lending by the other banks instead of K_e .

Proof. This is a corollary to Proposition 2. ■

When the incentive compatibility condition is satisfied, gambling banks participate in TLTRO even when the lending requirement is binding and the outcome is as described above. Otherwise, there is no participation (unless the lending requirement is slack) and the outcome under the gambling strategy is similar to the baseline case.

The equilibrium determination conditions in Section 4.3 also change accordingly. Firstly, when (6.2) is satisfied such that the representative bank is capable of fulfilling the lending requirement under deposit constraints, d_e^{\min} in conditions (4.7) and (4.9) is defined as $d_e^{\min} = vK_e - N - \bar{L}$ while $E \left[\hat{\Pi}_{c,t} \right]$ is used in (4.10) instead of $E \left[\hat{\Pi}_c \right]$.

Similarly, when (6.3) is true such that the lending requirement is slack under a gambling strategy, the deposit threshold in (4.9) and (4.11) is defined according to the LTRO outcome described in Section 6.4. If the lending requirement is binding and the incentive compatibility condition (6.7) is fulfilled, on the other hand, the deposit threshold is defined according to (6.1) and $(\gamma_{g,t}, R_{g,t})$ instead of (γ_g, R_g) . When both (6.3) and (6.7) fail such that the lending requirement is binding and not incentive compatible, the representative bank returns to the baseline case under a gambling strategy.

Finally, the expected payoffs from deviating to a gambling strategy given in the right hand sides of conditions (4.8) and (4.10) depend on a combination of these factors. To begin with, $E \left[\hat{\Pi}_{g|c} \right]$ is conditional on $K_{c,t}$ when (6.2) is satisfied such that banks participate in TLTRO under deposit constraints. If the lending requirement is slack under a gambling strategy such that (6.3) is satisfied, $(E \left[\hat{\Pi}_{g|e} \right], E \left[\hat{\Pi}_{g|c} \right])$ are calculated in a similar manner as in Section 6.4 with the additional profit $(R^{G,H} - R^*) \bar{L}$ from investing TLTRO funds into sovereign bond purchases. If the lending requirement is binding and the incentive compatibility condition (6.7) is satisfied, on the other hand, banks anticipate that they will set their working capital lending to \bar{k} after deviating

and $\left(E \left[\hat{\Pi}_{g|e} \right], E \left[\hat{\Pi}_{g|c} \right] \right)$ become

$$\begin{aligned} E \left[\hat{\Pi}_{g,t|e} \right] &= (1 - P) \left[NR^{G,H} + \mu_{d|e} (D_{g,t|e}) D_{g,t|e} + (R^{G,H} - R^*) \bar{L} - (R^{G,H} - R_{g,t|e}^K) \bar{k} \right] \\ E \left[\hat{\Pi}_{g,t|c} \right] &= (1 - P) \left[NR^{G,H} + \mu_{d|c} (D_{g,t|c}) D_{g,t|c} + (R^{G,H} - R^*) \bar{L} - (R^{G,H} - R_{g,t|c}^K) \bar{k} \right] \end{aligned}$$

where $\left(R_{g,t|e}^K, R_{g,t|c}^K \right)$ are calculated using (2.4), (2.3) and the working capital lending level

$$K_{g,t|i} = \bar{k} + (1 - v) K_i \quad \forall i \in \{e, c\}$$

where the deposits $(D_{g,t|e}, D_{g,t|c})$ and mark-ups $(\mu_{d|e} (D_{g,t|e}), \mu_{d|c} (D_{g,t|c}))$ are calculated as in Proposition 2 and $K_{c,t}$ is used instead of K_c if (6.2) is satisfied.

As the outcome under TLTRO changes according the conditions (6.2), (6.3) and (6.7), there may be several alternative transmission mechanisms for its effects on the economy. Thus, I conduct a numerical analysis which displays the effects of TLTRO under alternative combinations of (\bar{L}, \bar{k}) in the next section which serves to provide additional intuition about the effective transmission mechanism.

6.5.2 Numerical Analysis

Figure 6.11 provides a map of the equilibrium outcomes under TLTRO for different combinations of (N, \bar{L}) . The lending requirement \bar{k} is fixed at a value just above vK_g to ensure that it is binding under the gambling strategy. According to the bottom plots in the figure, gambling banks never participate in TLTRO whereas constrained banks participate when (N, \bar{L}) are sufficiently high to allow them to fulfil the lending requirement.

The non-participation of gambling banks allows TLTRO to overcome the trade-off between alleviating deposit constraints and creating stronger incentives to gamble. As such, the main benefit from the lending requirement \bar{k} is in its use as a mechanism to reveal banking strategies rather than as a way to increase working capital lending under a given strategy. Thus, in contrast with LTRO, TLTRO allows the central bank to provide higher levels of funding \bar{L} without triggering a deviation to the gambling strategy. Indeed, the top plots in Figure 6.11 show that a sufficiently high \bar{L} value can make the efficient equilibrium unique even at low levels of initial capitalizations N .

Figure 6.12 provides additional intuition about the transmission mechanism by plotting key variables across \bar{L} values at a boundary level of capitalization $N = 0.0057$. As before, the vertical line marked with $d_e^{\min} = \bar{d}(\gamma_g, R_g)$ shows the point where the deposit constraint becomes slack while the line under $N + \bar{d} + \bar{L} = \bar{k}$ marks the point where (6.2) is satisfied such that constrained banks can participate in TLTRO. The top right plot confirms the non-participation of gambling banks by showing that the incentive compatibility condition (6.7) is not fulfilled at any \bar{L} value.

Consequently, (γ_g, R_g) do not change across \bar{L} values and the deposit threshold $\bar{d}(\gamma_g, R_g)$ remains the same. The top left plot shows that TLTRO instead alleviates deposit constraints by reducing d_e^{\min} , the reliance of banks on deposit funding under an efficient strategy. Observe that d_e^{\min} jumps down discretely and becomes downward sloping in \bar{L} upon the participation of constrained banks in TLTRO.

Finally, the bottom plot shows the evolution of expected payoffs under negative sentiments. Note that the participation of constrained banks in TLTRO does not only increase their expected payoff from $E[\hat{\Pi}_c]$ to $E[\hat{\Pi}_{c,t}]$ but also reduces the incentive to deviate. The explanation is simple: As in Section 6.4.2, the increase in working capital lending K_c following TLTRO participation erodes the mark-up following a deviation. Note also that the \bar{L} value necessary to eliminate multiplicity is slightly lower than the amount that completely offsets deposit constraints as banks no longer find it optimal to deviate to a gambling strategy. In other words, equilibrium determination condition (4.10) is violated before (4.9).

In order to gain more intuition about the role of the lending requirement \bar{k} , I fix the available funding at $\bar{L} = 0.0049$ and consider the outcome under different \bar{k} values in Figure 6.13. The bottom plots show that gambling banks opt out of TLTRO as soon as the lending requirement becomes binding with $\bar{k} > vK_g$ and further increases in \bar{k} only serve to expand the region of non-participation for constrained banks. Thus, it is optimal to set \bar{k} just above vK_g as in Figure 6.11 to achieve the most favourable conditions for constrained banks to benefit from TLTRO while deterring the use of TLTRO funds under a gambling strategy.

The mapping of outcomes allocations shown in the top plots changes accordingly. At low levels of $\bar{k} < vK_g$, the lending requirement is slack and the representative bank has a strong incentive to gamble by investing TLTRO funds in domestic sovereign debt purchases. This leads to a unique gambling equilibrium as in the case with excessively high amounts of funding under LTRO. At very high levels of $\bar{k} > N + \bar{d} + \bar{L}$, on the other hand, constrained banks are unable to participate in TLTRO and the policy is completely ineffective. As such, TLTRO is effective in reducing multiplicity when \bar{k} is in the intermediate region $vK_g < \bar{k} < N + \bar{d} + \bar{L}$ which allows banks to participate when they are deposit constrained but deters them when they switch to a gambling strategy.

The bottom left plot in Figure 6.14 demonstrates the transmission mechanism behind this. The expected payoff from deviating to a gambling strategy declines when the lending requirement becomes binding but rises again when \bar{k} is large enough to hinder participation under deposit constraints. Thus, (4.10) is only violated in the intermediate region.

Moreover, the bottom right plot shows that the representative bank prefers to deviate to a gambling strategy even under positive sentiments when the lending requirement is not binding. This brings about the region with a unique gambling equilibrium shown in Figure 6.13. Regarding the deposit constraint, although there is a slight decline in γ_g when gambling banks opt out of TLTRO, this is insufficient to cause a noticeable shift in the deposit threshold. Nevertheless, the

deposit constraint is alleviated as long as the constrained banks can participate in TLTRO since this reduces their reliance on deposit funding d_e^{\min} .

Overall, I find that TLTRO can improve upon the outcome under LTRO significantly such that the appropriate combination of (\bar{L}, \bar{k}) brings about a unique efficient equilibrium at all levels of initial capitalization N . The improvement stems from ‘participation effects’ whereby the lending requirement \bar{k} hinders the participation of gambling banks rather than ‘incentive effects’ associated with reductions in γ_g , the share of funds spent on sovereign debt purchases under a gambling strategy. The ability of TLTRO to indirectly discriminate between strategies then allows a rise in the amount of funding \bar{L} to a level that is sufficient to prevent negative sentiments from becoming self-fulfilling without creating incentives to deviate to a gambling strategy.

Figure 6.11: TLTRO (1)

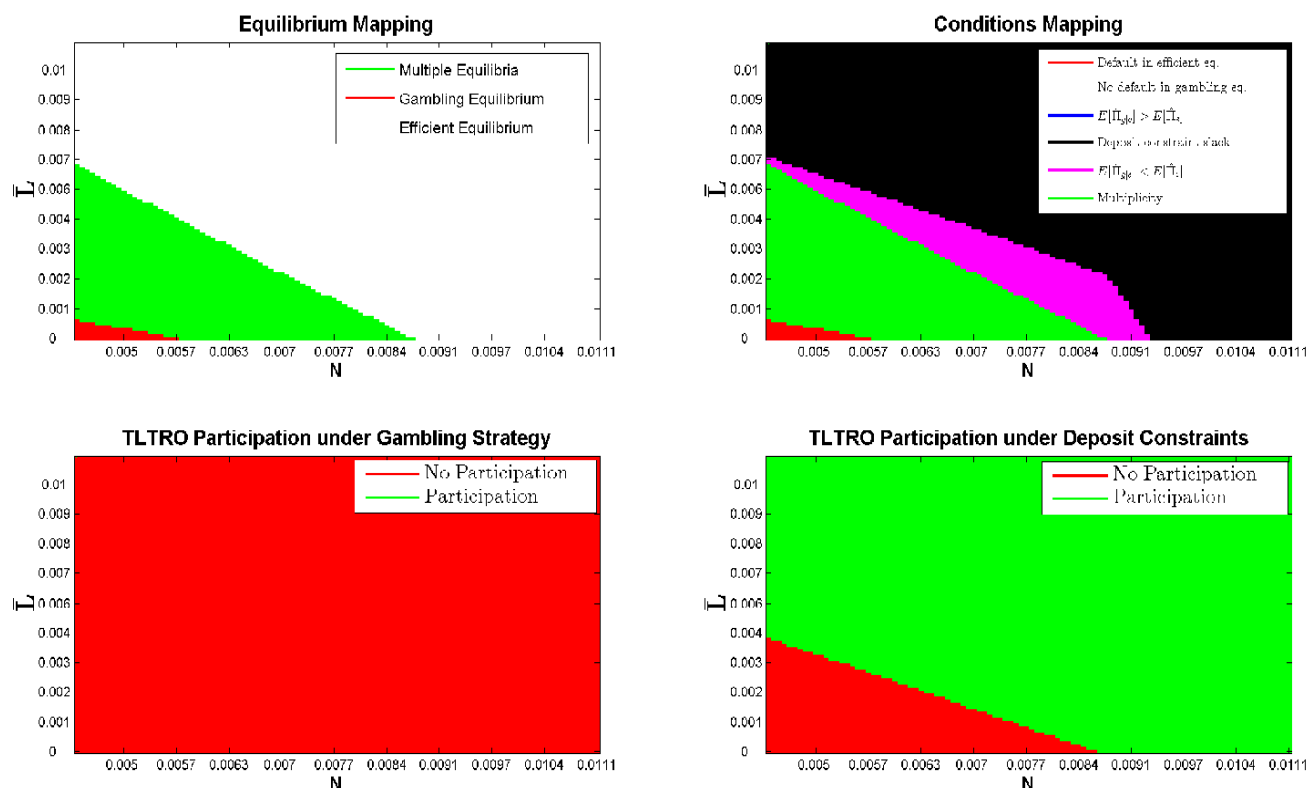


Figure 6.12: TLTRO (2)

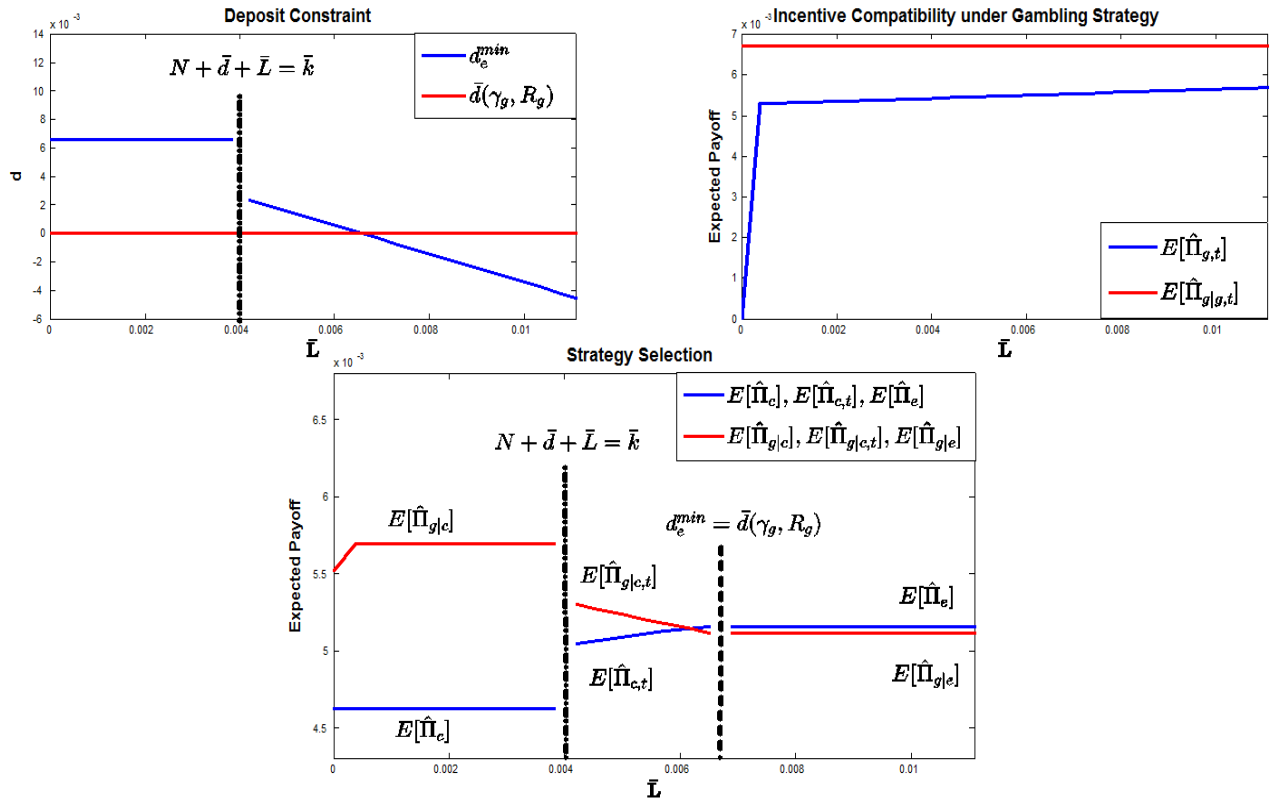


Figure 6.13: TLTRO (3)

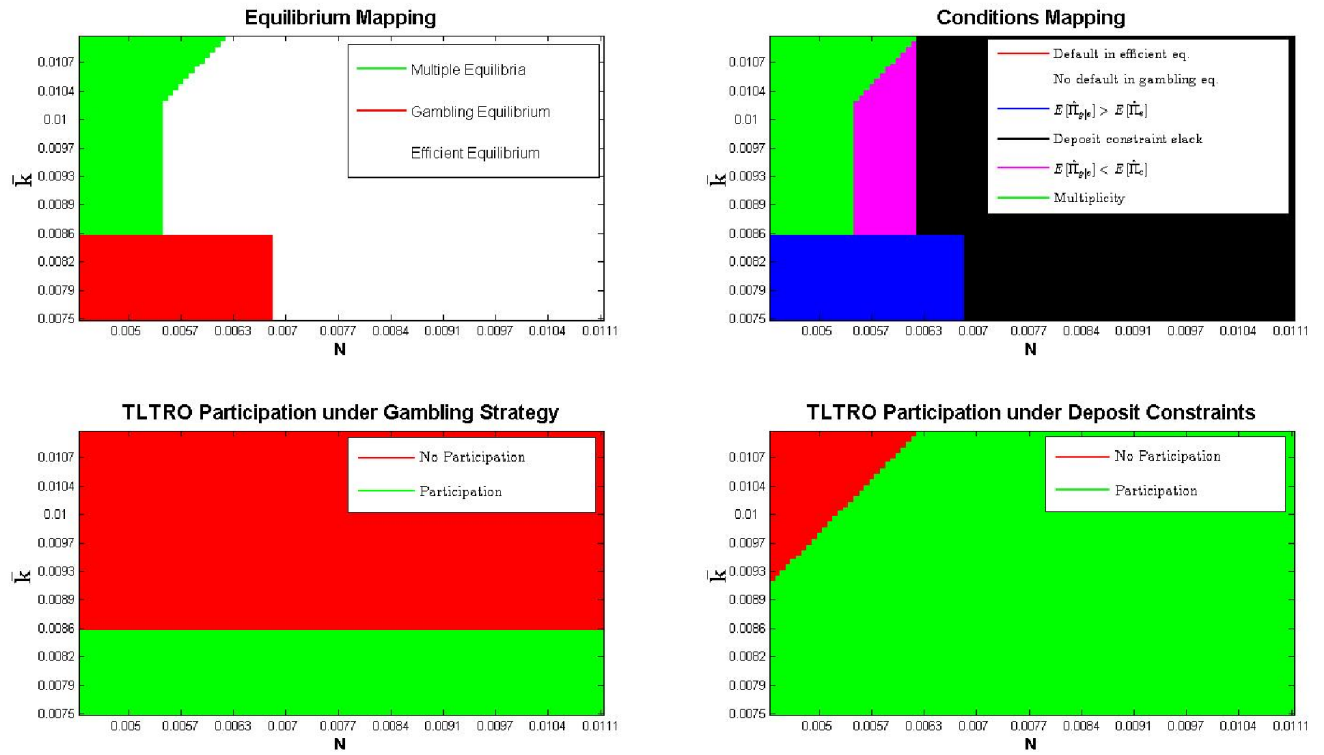
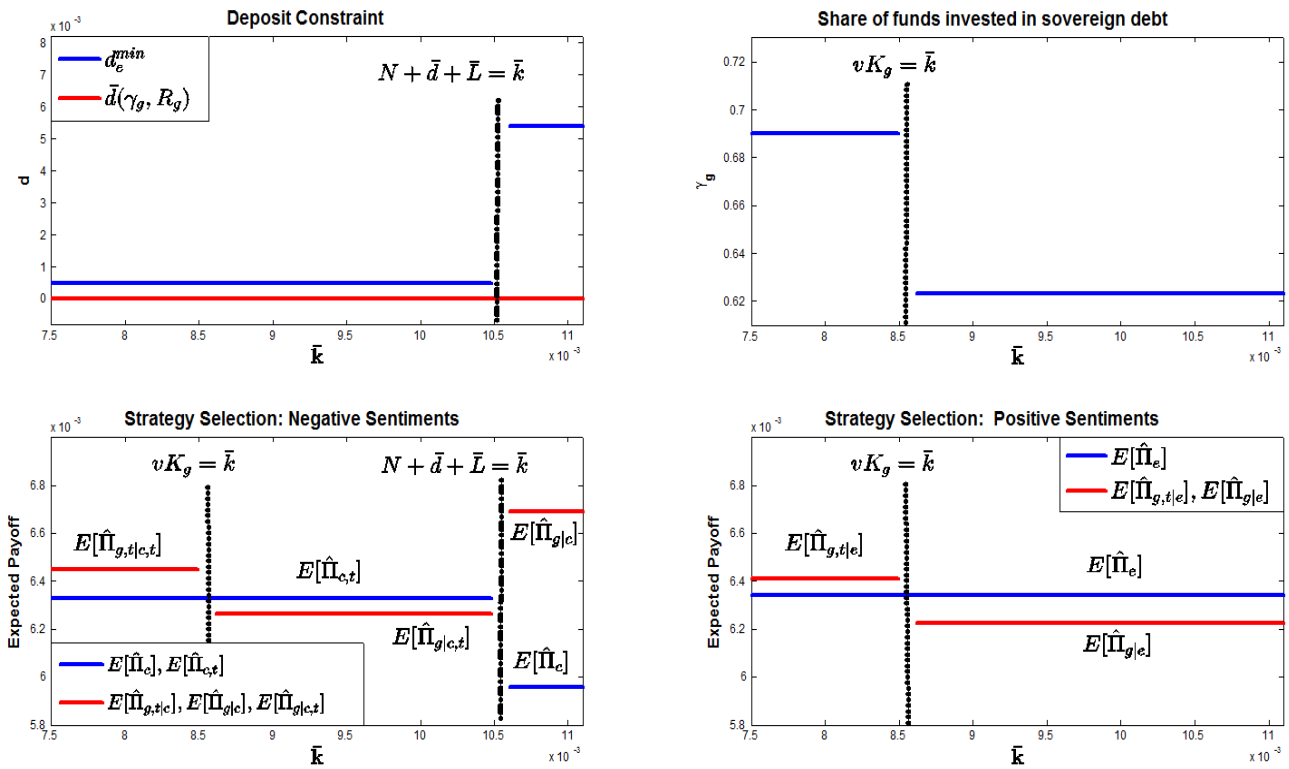


Figure 6.14: TLTRO (4)



6.6 Paradox of Observation

An important implication pertaining to the observability of LTRO and TLTRO lending emerges from sections 6.4 and 6.5. If these policies are successful in making the efficient equilibrium unique, negative sentiments cease to be self-validating and the deposit constraint does not bind in a rational expectations equilibrium. Thus, in equilibrium, banks become indifferent between deposit financing and borrowing from the central bank via (T)LTRO.

If these policies are unsuccessful in eliminating multiplicity, on the other hand, negative sentiments remain self-confirming such that banks deviate to a gambling strategy under deposit constraints. Thus, the constrained efficient outcome never occurs in equilibrium and any strict preference for raising funds through (T)LTRO stems from a gambling strategy which invests these funds in domestic sovereign debt²⁴.

Paradoxically, this implies that LTRO and TLTRO are only successful when they remain as off-equilibrium threats. The observation of a strict preference by banks towards raising funds through these schemes implies that there is either a unique gambling equilibrium or the combination of multiplicity with negative sentiments. Far from assuaging depositor concerns, in this case (T)LTRO provides an additional source of funding for banks to gamble with and facilitates an increase in their exposure to domestic sovereign debt.

7 Conclusion

This paper proposed a novel model which explicitly accounts for the optimal responses of banks and depositors to a sovereign debt crisis. Two important results emerged as a consequence. Firstly, the combination of limited liability with the anticipation of quantitatively small non-bond losses under sovereign default can provide an incentive for banks to gamble on domestic sovereign bonds. Secondly, optimal depositor reactions to insolvency risk impose discipline on banks but may also leave the economy susceptible to self-fulfilling shifts in sentiments when bank balance sheets are imperfectly transparent.

The model also provided a useful framework for the evaluation of recent and proposed policy interventions. It has demonstrated that capital injections to the banking sector and moderate amounts of LTRO funding can be effective in eliminating multiplicity. However, while the former is costly at a time when the government is likely to be cash-struck, the latter is ineffective when banks are severely under-capitalized and may eliminate the efficient equilibrium if employed in excess. Contractionary monetary policy is also capable of shrinking the region of multiplicity, but this comes at a significant cost to the real economy. Strengthening of deposit insurance guarantees, on the other hand, reduces bank funding costs, but also gives banks greater incentives to gamble by severing the link between their financial health and borrowing costs.

²⁴This is also true when the outcome is a unique gambling equilibrium.

The main shortcoming of these policy measures is their inability to distinguish between banking strategies. This leads to a trade-off between alleviating funding constraints and creating stronger incentives to gamble. It is possible to overcome this trade-off by using the lending requirements of TLTRO to discriminate between banking strategies. Indeed, with the appropriate combination of subsidized funding and working capital lending requirements, it is possible to ensure that the efficient equilibrium is unique even at very low levels of bank capitalization.

An important caveat about these findings is the exogeneity of sovereign default in the model. Endogenous sovereign default may potentially introduce another layer of multiplicity as the contraction in output in a gambling equilibrium reduces tax revenues, and may also yield additional policy insights. Another interesting venue for future research is to investigate the relevance of the mechanisms described here for troubled assets in general. Provided that there is a degree of illiquidity in these assets, it may be very costly for exposed banks to divest from them after a negative signal about their future returns. If the banks anticipate that a low return realization will render them insolvent, they may then react by increasing their exposure to gamble on correlated risk rather than reducing it.

References

- [1] Acharya, V., Drechsler, I. and P. Schnabl (2014) “A Pyrrhic Victory? Bank Bailouts and Sovereign Credit Risk,” *The Journal of Finance*, 69: 2689–2739. doi: 10.1111/jofi.12206
- [2] Acharya, V., Eisert, T., Eufinger, C. and C. Hirsch (2014). “Real Effects of the Sovereign Debt Crises in Europe: Evidence from Syndicated Loans,” mimeo. New York University and Goethe University Frankfurt.
- [3] Acharya, V. and S. Steffen (2013). “Analyzing Systemic Risk of the European Banking Sector,” in “Handbook on Systemic Risk” eds. J.P. Fouque and J. Langsam. Cambridge University Press.
- [4] Acharya, V. and S. Steffen (2015). “The “Greatest” Carry Trade Ever? Understanding Eurozone Bank Risks,” *Journal of Financial Economics* 115 (2), 2015, 215 - 236.
- [5] Bank for International Settlements (2014). “Long series on credit to private non-financial sectors,” Data retrieved September 25, 2014 from <https://www.bis.org/statistics/credtopriv.htm>
- [6] Battistini, N., Pagano, M. and S. Simonelli (2014). “Systemic risk, sovereign yields and bank exposures in the euro crisis,” *Economic Policy*, CEPR;CES;MSH, vol. 29(78), pages 203-251, 04.
- [7] Bocola, L. (2014). “The Pass-Through of Sovereign Risk,” mimeo. Northwestern University.

- [8] Broner, F., Erce, A., Martin, A. and J. Ventura (2014). "Sovereign debt markets in turbulent times: Creditor discrimination and crowding-out effects." *Journal of Monetary Economics*, Elsevier, vol. 61(C), pages 114-142.
- [9] Brunnermeier, M. (2015) "Diabolic Loop between Sovereign and Banking Risk," G7 Bundesbank and BMF Panel Discussion
- [10] Calvo, G. (1988) "Servicing the Public Debt: The Role of Expectations," *American Economic Review*, American Economic Association, vol. 78(4), pages 647-61, September.
- [11] Cooper, R. and K. Nikolov (2013) "Government Debt and Banking Fragility: The Spreading of Strategic Uncertainty", mimeo, Penn State University and ECB.
- [12] Constâncio, V. (2014). "Banking Union: meaning and implications for the future of banking," Speech at Banking Union Conference organised by the Master in Banking and Financial Regulation, Navarra University. April 24
- [13] Demirgüç-Kunt, A., Kane, E. J. and L. Laeven (2008). "Determinants of deposit-insurance adoption and design. *Journal of Financial Intermediation*," Elsevier, vol. 17(3), pages 407-438, July.
- [14] Diamond, D. and P. Dybvig (1983) "Bank Runs, Deposit Insurance and Liquidity," *Journal of Political Economy*, 91: 401-19
- [15] Draghi, M. (2014). "Financial Integration and Banking Union," Speech at the conference for the 20th anniversary of the establishment of the European Monetary Institute, Brussels. February 12.
- [16] Drechsel T., Drechsler, I., Marques-Ibanez, D. and P. Schnabl (2013). "Who Borrows from the Lender of Last Resort?," mimeo.
- [17] Eurogroup (2013a) "Eurogroup Statement on Cyprus," March 16. Retrieved from: http://eurozone.europa.eu/media/402209/Eurogroup%20statement%20CY_final__16%203%202013%20_2_.pdf
- [18] Eurogroup (2013b) "Eurogroup Statement on Cyprus". March 25. Retrieved from: <http://eurozone.europa.eu/media/404933/EG%20EG%20Statement%20on%20CY%2025%2003%202013.pdf>
- [19] European Central Bank. (2012). "Press Release: Measures to preserve collateral availability," Retrieved from: https://www.ecb.europa.eu/press/pr/date/2012/html/pr120906_2.en.html

- [20] European Central Bank (2014). “Press Release: ECB announces further details of the targeted longer-term refinancing operations,” Retrieved from: http://www.ecb.europa.eu/press/pr/date/2014/html/pr140703_2.en.html
- [21] Farhi, E. and J. Tirole (2014). “Deadly Embrace: Sovereign and Financial Balance Sheets Doom Loops,” mimeo. Harvard University and Toulouse School of Economics.
- [22] Ferrando, A., Popov, A. and F.G. Udell (2014). “Sovereign Stress, Non-conventional Monetary Policy, and SME Access to Finance,” mimeo. European Central Bank and Indiana University.
- [23] Gennaioli, N., Martin, A. and S. Rossi (2014) “Sovereign Default, Domestic Banks and Financial Institutions,” *Journal of Finance*, 69(2): 819:866.
- [24] Global Financial Development Database (GFDD), The World Bank. Data retrieved September 13, 2014 from <http://data.worldbank.org/data-catalog/global-financial-development>
- [25] Kareken, J. H. and N. Wallace (1978) “Deposit Insurance and Bank Regulation: A Partial-Equilibrium Exposition,” *The Journal of Business*, University of Chicago Press, vol. 51(3), pages 413-38, July.
- [26] Lagarde, C. (2012) “Opening Remarks to IMF/CFP Policy Roundtable on the Future of Financial Regulation,” International Monetary Fund, Washington DC, April 17.
- [27] Organisation for Economic Co-operation and Development (2014). “Main economic indicators,” Data retrieved September 13, 2014 from <http://www.oecd-ilibrary.org/.data>
- [28] Reuters (2013) “After Cyprus, eurozone faces tough bank regime -Eurogroup head,” March 25, Reuters. Retrieved from: uk.reuters.com/article/2013/03/25/uk-eurogroup-cyprus-dijsselbloem-idUKBRE92O0IL20130325
- [29] Uhlig, H (2014) “Sovereign Default Risk and Banks in a Monetary Union,” *German Economic Review*, Verein für Socialpolitik, vol. 15(1), pages 23-41.
- [30] Yeyati, E. L. and U. Panizza (2011) “The elusive costs of sovereign defaults,” *Journal of Development Economics*, Elsevier, vol. 94(1), pages 95-105, January.
- [31] Yeyati, E. L., Periam M., and S. L. Schmukler (2010) “Depositor Behavior under Macroeconomic Risk: Evidence from Bank Runs in Emerging Economies” *Journal of Money, Credit and Banking*, Blackwell Publishing, Blackwell Publishing, vol. 42(4), pages 585-614, 06.

8 Appendix

A Proof of Proposition 1

Suppose the representative bank allocates a positive share of its funds to sovereign bond purchases such that $\gamma_c > 0$. Then we will have

$$R_c^K - \mu_k(K_c) = R^* + \lambda_c > R^* = (1 - P)R^{G,H} + PR^{G,L}$$

where the equalities are respectively due to (4.2) and (2.1) and the inequality stems from the positive multiplier $\lambda_c > 0$ under the constrained equilibrium. Intuitively, the inequality is driven by the pricing of sovereign debt by foreign banks: the expected return from sovereign bonds remains fixed as b_c is reduced below b_e while a similar fall in k_c triggers a rise in R_c^K .

As long as $R_c^K - \mu_k(K_c) > R^*$, the bank will find it profitable to reduce γ_c by re-allocating funds from sovereign bond purchases to working capital loans. If the consequent rise in K_c allows working capital to reach its unconstrained level K_e before the lower bound of γ_c becomes binding, we will have

$$\begin{aligned} R_c^K - \mu_k(K_c) &= R^* \\ \lambda_c &= 0 \end{aligned}$$

Recall from Section 3.1 that (b_e, γ_e, d_e) are indeterminate in the efficient equilibrium. Then this solution is admissible as an efficient equilibrium with $d_e = \bar{d}$ and yields the same level of working capital, output and expected payoff. As such, there may only be a constrained equilibrium if γ_c is constrained by its lower bound at zero while $K_c < K_e$. In other words, there must be an opportunity to increase profits by lending additional working capital that banks are unable to exploit due to their deposit constraints. A constrained equilibrium will then be characterized by

$$\begin{aligned} \gamma_c &= b_c = 0 \\ k_c &= N + \bar{d} \\ R_c^K - \mu_k(K_c) &= (1 - P)R^{G,H} + PR^{G,L} + \lambda_c \end{aligned}$$

where the final equation implies that $K_c < K_e$. Indeed, combining this equation with (2.4) and (4.1) yields an expression for λ_c

$$\begin{aligned} \lambda_c &= \max [R_c^K - \mu_k(K_c) - R^*, 0] \\ &= \max \left[\frac{a}{(K_c + g(K_c))^{1-a}} \left[1 - v(1 - a) \frac{1 + g'(K_c)}{K_c + g(K_c)} K_c \right] - R^*, 0 \right] \end{aligned}$$

B Proof of Proposition 2

The payoff matrix of an individual bank takes the form

Figure 8.1: Payoff Matrix

| | | <i>Strategy taken by other banks</i> | |
|----------------------------|-----------|--------------------------------------|----------------------|
| | | Efficient | Gambling |
| <i>Bank's own strategy</i> | Efficient | $E[\hat{\Pi}_e]$ | $E[\hat{\Pi}_{e g}]$ |
| | Gambling | $E[\hat{\Pi}_{g e}]$ | $E[\hat{\Pi}_g]$ |

where $E[\hat{\Pi}_{g|e}]$ refers to the payoff from a gambling strategy conditional on the other banks following an efficient strategy and vice versa for $E[\hat{\Pi}_{e|g}]$. It is notable that the condition for the gambling equilibrium to be a Nash equilibrium $E[\hat{\Pi}_g] \geq E[\hat{\Pi}_{e|g}]$ differs from the condition that rules out an efficient equilibrium, $E[\hat{\Pi}_{g|e}] > E[\hat{\Pi}_e]$. The game also accommodates a range of mixed strategy Nash equilibria and separating equilibria where a portion of banks gamble. Considering these equilibria complicates the model significantly while adding little to its intuition. Moreover, it is not clear that these equilibria are better than the gambling equilibrium from a social welfare perspective. Thus, I focus on the existence of an efficient equilibrium and use the condition $E[\hat{\Pi}_{g|e}] > E[\hat{\Pi}_e]$ to evaluate whether there is any incentive to deviate to a gambling strategy.

In order to determine $E[\hat{\Pi}_{g|e}]$, I evaluate the outcome of a gambling strategy when the other banks follow an efficient strategy (γ_e, d_e) . The problem is identical to Section 3.2 but with the definitions for $(K_{g|e}, \mu_{d|e}(D_{g|e}))$ altered to account for the change in the behaviour of other banks.

$$K_{g|e} = k_g + (1 - v) K_e \quad (8.1)$$

$$\mu_{d|e}(D_{g|e}) = \frac{\partial R_{g|e}}{\partial d_{g|e}} d_{g|e} \quad (8.2)$$

where K_e is given by (3.6) and the new definition for $\mu_{d|e}(D_{g|e})$ reflects that the bank now acts as a monopoly in the market for risky deposits as the only bank to follow a gambling strategy. By combining the new definition for $K_{g|e}$ with (3.5), I obtain the bank's mark-up in the working capital market

$$\mu_k(K_{g|e}) = \frac{a(1-a)(1+g'(K_{g|e}))}{(K_{g|e} + g(K_{g|e}))^{2-a}} (K_{g|e} - (1-v)K_e)$$

As before, combining this with (3.9), (3.10) and (2.4) yields an implicit solution for $K_{g|e}$

$$a (K_{g|e} + g (K_{g|e}))^{a-1} = R^{G,H} + \frac{a(1-a)(1+g'(K_{g|e}))}{(K_{g|e} + g(K_{g|e}))^{2-a}} (K_{g|e} - (1-v)K_e)$$

and $(R_{g|e}, D_{g|e})$ may be determined by numerically solving the set of simultaneous equations given by (3.9), (8.2) and the representative household's Euler conditions. The expected payoff from deviating to a gambling strategy can then be written as

$$E [\hat{\Pi}_{g|e}] = (1-P) [NR^{G,H} + \mu_{d|e} (D_{g|e}) D_{g|e} + [K_{g|e} - (1-v)K_e] \mu_k (K_{g|e})] \quad (8.3)$$

The precise condition for strategy selection depends on whether the banks are deposit constrained under an efficient strategy. If the representative bank is not deposit constrained such that $\lambda_c = 0$, the condition for an efficient equilibrium to be sustainable as a Nash equilibrium is

$$E [\hat{\Pi}_e] \geq E [\hat{\Pi}_{g|e}]$$

where $E [\hat{\Pi}_e]$ is given by (3.7). When the representative bank is deposit constrained (such that $\lambda_c > 0$), on the other hand, the relevant condition becomes

$$E [\hat{\Pi}_c] \geq E [\hat{\Pi}_{g|c}]$$

with the constrained payoff $E [\hat{\Pi}_c]$ given by (4.5) and $E [\hat{\Pi}_{g|c}]$ obtained in the same manner as $E [\hat{\Pi}_{g|e}]$ but with the use of $K_{g|c} = k_g + (1-v)K_c$ rather than $K_{g|e}$. Note that a tightening of the deposit threshold in the form of a fall in \bar{d} reduces $E [\hat{\Pi}_c]$ and makes it harder for an efficient equilibrium to be sustained.

Index of Working Papers:

| | | | |
|-----------------------|--|-----|--|
| February 16, 2009 | Burkhard Raunig, Martin Scheicher | 152 | Are Banks Different? Evidence from the CDS Market |
| March 11, 2009 | Markus Knell, Alfred Stiglbauer | 153 | The Impact of Reference Norms on Inflation Persistence When Wages are Staggered |
| May 14, 2009 | Tarek A. Hassan | 154 | Country Size, Currency Unions, and International Asset Returns |
| May 14, 2009 | Anton Korinek | 155 | Systemic Risk: Amplification Effects, Externalities, and Policy Responses |
| May 29, 2009 | Helmut Elsinger | 156 | Financial Networks, Cross Holdings, and Limited Liability |
| July 20, 2009 | Simona Delle Chiaie | 157 | The sensitivity of DSGE models' results to data detrending |
| November 10, 2009 | Markus Knell Helmut Stix | 158 | Trust in Banks? Evidence from normal times and from times of crises |
| November 27, 2009 | Thomas Scheiber Helmut Stix | 159 | Euroization in Central, Eastern and South- eastern Europe – New Evidence On Its Extent and Some Evidence On Its Causes |
| January 11, 2010 | Jesús Crespo Cuaresma Martin Feldircher | 160 | Spatial Filtering, Model Uncertainty and the Speed of Income Convergence in Europe |
| March 29, 2010 | Markus Knell | 161 | Nominal and Real Wage Rigidities. In Theory and in Europe |
| May 31, 2010 | Zeno Enders Philip Jung Gernot J. Müller | 162 | Has the Euro changed the Business Cycle? |
| August 25, 2010 | Marianna ervená Martin Schneider | 163 | Short-term forecasting GDP with a DSGE model augmented by monthly indicators |
| September 8, 2010 | Sylvia Kaufmann Johann Scharler | 164 | Bank-Lending Standards, the Cost Channel and Inflation Dynamics |
| September 15, 2010 | Helmut Elsinger | 165 | Independence Tests based on Symbolic Dynamics |

| | | | |
|-------------------|---|-----|---|
| December 14, 2010 | Claudia Kwapil | 166 | Firms' Reactions to the Crisis and their Consequences for the Labour Market. Results of a Company Survey conducted in Austria |
| May 10, 2011 | Helmut Stix | 167 | Does the Broad Public Want to Consolidate Public Debt? – The Role of Fairness and of Policy Credibility |
| May 11, 2011 | Burkhard Raunig, Johann Scharler | 168 | Stock Market Volatility, Consumption and Investment; An Evaluation of the Uncertainty Hypothesis Using Post-War U.S. Data |
| May 23, 2011 | Steffen Osterloh | 169 | Can Regional Transfers Buy Public Support? Evidence from EU Structural Policy |
| May 23, 2011 | Friederike Niepmann Tim Schmidt-Eisenlohr | 170 | Bank Bailouts, International Linkages and Cooperation |
| September 1, 2011 | Jarko Fidrmuc, Mariya Hake, Helmut Stix | 171 | Households' Foreign Currency Borrowing in Central and Eastern Europe |
| September 9, 2011 | Jürgen Eichberger, Klaus Rheinberger, Martin Summer | 172 | Credit Risk in General Equilibrium |
| October 6, 2011 | Peter Lindner | 173 | Decomposition of Wealth and Income using Micro Data from Austria |
| October 18, 2011 | Stefan Kerbl | 174 | Regulatory Medicine Against Financial Market Instability: What Helps And What Hurts? |
| December 31, 2011 | Konstantins Benkovskis Julia Wörz | 175 | How Does Quality Impact on Import Prices? |
| January 17, 2012 | Nicolás Albacete | 176 | Multiple Imputation in the Austrian Household Survey on Housing Wealth |
| January 27, 2012 | Gerhard Fenz, Lukas Reiss, Martin Schneider | 177 | A structural interpretation of the impact of the great recession on the Austrian economy using an estimated DSGE model |
| July 27, 2012 | Helmut Stix | 178 | Why Do People Save in Cash? Distrust, Memories of Banking Crises, Weak Institutions and Dollarization |

| | | | |
|-----------------------|---|-----|---|
| August 20, 2012 | Markus Knell | 179 | Increasing Life Expectancy and Pay-As-You-Go Pension Systems |
| September 25, 2012 | Fabio Rumler, Walter Waschiczek | 180 | Have Changes in the Financial Structure Affected Bank Profitability? Evidence for Austria |
| November 9, 2012 | Elisabeth Beckmann, Jarko Fidrmuc, Helmut Stix | 181 | Foreign Currency Loans and Loan Arrears of Households in Central and Eastern Europe |
| June 10, 2013 | Luca Fornaro | 182 | International Debt Deleveraging |
| June 10, 2013 | Jenny Simon, Justin Valasek | 183 | Efficient Fiscal Spending by Supranational Unions |
| July 24, 2013 | Thomas Breuer, Hans- Joachim Vollbrecht, Martin Summer | 184 | Endogenous Leverage and Asset Pricing in Double Auctions |
| September 23, 2013 | Martin Feldkircher | 185 | A Global Macro Model for Emerging Europe |
| September 25, 2013 | Martin Gächter, Aleksandra Riedl | 186 | One Money, One Cycle? The EMU Experience |
| December 9, 2013 | Stefan Niemann, Paul Pichler | 187 | Collateral, Liquidity and Debt Sustainability |
| March 6, 2014 | Elisabeth Beckmann, Helmut Stix | 188 | Foreign currency borrowing and knowledge about exchange rate risk |
| March 10, 2014 | Jesús Crespo Cuaresma, Martin Feldkircher, Florian Huber | 189 | Forecasting with Bayesian Global Vector Autoregressive Models: A Comparison of Priors |
| May 12, 2014 | Claudia Steinwender | 190 | Information Frictions and the Law of One Price: "When the States and the Kingdom became United" |
| May 12, 2014 | Saleem A. Bahaj | 191 | Systemic Sovereign Risk: Macroeconomic Implications in the Euro Area |

| | | | |
|-----------------------|---|-----|---|
| May 16, 2014 | John Bagnall, David Bounie, Kim P. Huynh, Anneke Kosse, Tobias Schmidt, Scott Schuh and Helmut Stix | 192 | Consumer Cash Usage: A Cross-Country Comparison with Payment Diary Survey Data |
| May 19, 2014 | Konstantins Benkovskis Julia Wörz | 193 | “Made in China” - How Does it Affect Measures of Competitiveness? |
| June 25, 2014 | Burkhard Raunig, Johann Scharler and Friedrich Sindermann | 194 | Do Banks Lend Less in Uncertain Times? |
| July 28, 2014 | Martin Feldkircher and Florian Huber | 195 | The International Transmission of U.S. Structural Shocks – Evidence from Global Vector Autoregressions |
| September 16, 2014 | Kim P. Huynh, Philipp Schmidt- Dengler, Helmut Stix | 196 | The Role of Card Acceptance in the Transaction; Demand for Money |
| October 10, 2014 | Martin Brown, Helmut Stix | 197 | The Euroization of Bank Deposits in Eastern Europe |
| October 17, 2014 | Ludmila Fadejeva, Martin Feldkircher, Thomas Reininger | 198 | Spillovers from Euro Area and U.S. Credit and Demand Shocks: Comparing Emerging Europe on the Basis of a GVAR Model |
| December 18, 2014 | Esther Segalla | 199 | Shock Transmission through International Banks: Austria |
| March 5, 2015 | Jonas Dovern, Martin Feldkircher, Florian Huber | 200 | Does Joint Modelling of the World Economy Pay Off? Evaluating Global Forecasts from a Bayesian GVAR |
| May 19, 2015 | Markus Knell | 201 | The Return on Social Security with Increasing Longevity |
| June 15, 2015 | Anil Ari | 202 | Sovereign Risk and Bank Risk-Taking |

Call for Entries: Visiting Research Program

The Oesterreichische Nationalbank (OeNB) invites applications from external researchers for participation in a Visiting Research Program established by the OeNB's Economic Analysis and Research Department. The purpose of this program is to enhance cooperation with members of academic and research institutions (preferably post-doc) who work in the fields of macroeconomics, international economics or financial economics and/or with a regional focus on Central, Eastern and Southeastern Europe.

The OeNB offers a stimulating and professional research environment in close proximity to the policymaking process. Visiting researchers are expected to collaborate with the OeNB's research staff on a prespecified topic and to participate actively in the department's internal seminars and other research activities. They are provided with accommodation on demand and have, as a rule, access to the department's data and computer resources and to research assistance. Their research output will be published in one of the department's publication outlets or as an OeNB Working Paper. Research visits should ideally last between 3 and 6 months, but timing is flexible.

Applications (in English) should include

- a curriculum vitae,
- a research proposal that motivates and clearly describes the envisaged research project,
- an indication of the period envisaged for the research stay, and
- information on previous scientific work.

Applications for 2015 should be e-mailed to eva.gehringer-wasserbauer@oenb.at by November 1, 2015.

Applicants will be notified of the jury's decision by mid-December. The following round of applications will close on May 1, 2016.